



2018

2018 8

2018

“ ”

2018

“ ”

2018 6 30

“2018

”

CEO

2018

2017 2018 6 30 6 2018

.....	4
.....	6
.....	7
.....	9
.....	13
.....	24
.....	33
.....	38
.....	64
.....	71
2018	73
.....	295

A		1.00
A		2010 9 17
		2009
		38
		445 2018 5 18
		1986
		2016
		A H
		2004 3899
		2010
		2007
		2013
		1994
		1998

		1992
		1996
H		1.00
		1995
Pteris		Pteris Global Limited
		2018 1 1 2018 6 30 6
		571
		A H
Ziegler		Albert Ziegler GmbH
%		

ERP		Enterprise Resource Planning
EPC		Engineering, Procurement and Construction
FPSO		Floating Production Storage and Offloading
GSE		Ground Support Equipment
Jack-up Drilling Platform		250 400
LNG		Liquefied Natural Gas
ONE		Optimization Never Ending
OPEC		Organization of the Petroleum Exporting Countries
QHSE		Quality Health Safety Environmental
SBU		/ Strategic Business Unit
Semi-submersible Drilling Platform		600-3,600
TEU		20 8 6 8

China International Marine Containers (Group) Co., Ltd.
CIMC

2 8
518067
<http://www.cimc.com>
shareholder@cimc.com
199 3101-2
91440300618869509J

2
518067
(86) 755 2669 1130
(86) 755 2682 6579
shareholder@cimc.com

2
518067
(86) 755 2680 2706
(86) 755 2681 3950
shareholder@cimc.com

A
A <http://www.cninfo.com.cn>
H <http://www.hkexnews.hk>
www.cimc.com

2 9
518067

A

A

000039

H

H

2039 299901

H

B

H

H

	2018 1-6	2017 1-6	%
	43,560,398	33,387,152	30.47%
	1,828,383	1,537,942	18.89%
	1,829,811	1,576,142	16.09%
	513,854	509,633	0.83%
	1,315,957	1,066,509	23.39%
	965,397	796,898	21.14%
/	350,560	269,611	30.02%
	720,016	865,083	(16.77%)

	(2018 6 30)	(2017 12 31)	%
	64,114,386	59,001,923	8.66%
	74,153,973	71,602,456	3.56%
	138,268,359	130,604,379	5.87%
	58,400,876	50,206,855	16.32%
	38,221,442	37,160,090	2.86%
	96,622,318	87,366,945	10.59%
	41,646,041	43,237,434	(3.68%)
	30,663,008	32,460,927	(5.54%)

	10,983,033	10,776,507	1.92%
	2,984,956,336	2,982,889,136	0.07%

	2018 1-6	2017 1-6	%
/	(856,239)	(668,216)	(28.14%)
/	(2,277,508)	(1,507,729)	(51.06%)
/	2,745,243	1,875,660	46.36%
	2018 6 30	2017 12 31	
	4,643,026	5,940,423	(21.84%)

	2018 1-6		%
/	0.3061	0.2554	19.85%
/	0.3038	0.2544	19.42%
%	2.95%	2.76%	0.19%
%	2.16%	3.00%	(0.84%)
/		(0.22)	(31.82%)
	2018 6 30	0` ,P	

1

2

3

	2018	1-6
/		37,319
		120,979
		9,007
		116,892
		1,428
		-
		(2,803)
		(37,441)
		245,381

1 — 1 —

1

	10,049,055	60.16%	213,564
	681,102	68.64%	

2018

2018 6 30

1,000

/

2018

12.93%

92,001

81,468

11,529,461

9,719,601

18.62%

626,200

568,016

10.24%

“

”

	5,060,511	22.23%	298,633	6,185,680
52,263	,			
2,516,134	1,699,997	2,164,153	1,363,939	16.26%
28.41%		1,410,177		1,098,214
	1	“	”	
LNG		LNG	LNG	LNG
		2		
	3			
		4	3	6
2018	OPEC			
70 /				2018 6 13
	35.10%	705,578	788,190	1,214,509
				550,421
FPSO	3	2018 2	CR600	
1.06		800	Nordlaks	2,500
		1.31		
2018				

K0 U P					
4,062,616		3,751,202	8.30%		83,516
	57,340		45.65%		
2018				1	
/					
	2				
		LNG			
	3				
		1-6		53	5,315
		4			
		+			

46.26% 38,009 159,955 65,035 297,664 41.56%

2018

8.63% 1,048,934 1,148,040
40.67% 306,208 516,097

2018

2018

2018 6

2018

2018

66

+ +

2018

2

CLARKSON

2018

5.3%

2018

2018

2018

,

2018

2018

2018

100

2018

GSE

2018

2018

1

2

3

4

SBU

2018

GSE

2018

2018

4

1

2

+ +

+ +

2010

5S

ONE QHSE

26

5

21

110

1

30%

	2018 6 30	2017 12 31	%	
	3,109,220	2,147,721	44.77%	
	1,534,133	-	-	
	-	318,534	-	

	-	441,581	-	
	29,620	-	-	
	1,010,240	-	-	
	424,154	-	-	
	21,803,302	15,317,347	42.34%	
	165,647	3,025	5375.93%	
	-	4,624,088	-	
	1,015,204	595,907	70.36%	
	-	2,033,043	-	2015
	453,021	219,303	106.57%	
	2018 1-6	2017 1-6	%	
	74,812	229,749	(67.44%)	SOE
	195,771	(10,628)	1942.03%	

2

	16,094,146	14,643,074	9.02%	60.16%	77.40%	(8.84%)
	11,529,461	9,751,530	15.42%	18.62%	22.62%	(2.76%)
	6,185,680	5,078,307	17.90%	22.23%	21.16%	0.73%

	788,190	887,151	(12.56%)	(35.10%)	(34.16%)	(1.62%)
	1,749,181	1,379,329	21.14%	48.12%	44.43%	2.01%
	4,062,616	3,694,974	9.05%	8.30%	9.58%	(1.06%)
	1,048,934	607,203	42.11%	(8.63%)	21.76%	(14.45%)
	159,955	92,091	42.43%	(46.26%)	(43.22%)	(3.08%)
	1,620,106	1,484,454	8.37%	26.26%	23.04%	2.39%
	2,136,588	1,764,740	17.40%	53.25%	50.76%	1.37%
	(1,814,459)	(1,830,122)	(0.86%)	(6.00%)	2.09%	8.34%
	43,560,398	37,552,731	13.79%	30.47%	37.85%	(4.62%)
	19,512,621	-	-	31.89%	-	-
	2,936,111	-	-	(13.25%)	-	-
	13,334,479	-	-	100.66%	-	-
	7,200,593	-	-	(1.91%)	-	-
	576,594	-	-	(52.82%)	-	-
	43,560,398	-	-	30.47%	-	-

	195,771	10.70%		
	(44,497)	(2.43%)		
	9,753	0.53%		
	21,893	1.20%		
	20,465	1.12%		

1

					(%)
	5,077,690	3.67%	5,596,314	4.28%	(9.27%)

	20,100,651	14.54%	17,773,590	13.61%	13.09%	
	20,027,718	14.48%	19,258,327	14.75%	4.00%	
	1,681,270	1.22%	1,679,189	1.29%	0.12%	
	2,450,699	1.77%	2,398,495	1.84%	2.18%	
	22,836,076	16.52%	23,088,682	17.68%	(1.09%)	
	23,466,394	16.97%	22,194,585	16.99%	5.73%	
	21,803,302	15.77%	15,317,347	11.73%	42.34%	
	24,696,783	17.86%	24,140,168	18.48%	2.31%	

2

--	--	--	--

3

27

2018

1

300,539	163,229	84.12%

2

3

4

1

H	6198		128,589		177,020	21,089	-	-	-	-	200,350		
H	368	H	20,742		4,985	195	-	-	-	-	5,230		
			-		1,298	-	-	-	1,317	31	-		

	149,331		183,303	21,284	-	-	1,317	31	205,580		
)											

2

--	--	--	--	--	--	--	--	--	--	--	--

	2018 1-6	(65,781)

1

2

10%

2018 1-9

4

3

2018	1	16	
2018	1	23	
2018	1	29	

	2018		2018	
	32			
		43,560,398		33,387,152
30.47%		21.14%		965,397
796,898				
	2018			
		13.79%	18.41%	4.62%
2				
		21,893		53,216
58.86%		2018		60
		513,854		509,633
0.83%		2018		62
		327,229		288,459
13.44%				2018
	52			

				350,560		269,611	
5,077,690	2017	12	31	2018	6	30	9.27%
			2018	5,596,314			1
(668,216)						(856,239)	
(1,507,729)						(2,277,508)	
1,875,660						2,745,243	4,643,026
2018	6	30					
			58,794,323	2017	12	31	52,014,876
			2018				28
36	37						34
							35

	2018	6	30	2017	12	31
			21,803,302			15,317,347
			3,307,738			3,982,626
			24,696,783			24,140,168
			7,986,500			7,986,500
			1,000,000			588,235
			58,794,323			52,014,876

2018			5,911,304
2,798,256		111.25%	
			5
2018			36

				2018	6	30	
41,646,041		2017	12	31		43,237,434	
96,622,318	2017	12	31		87,366,945		138,268,359
	2017	12	31		130,604,379		
				69.88%	2017	12	31
2.99%							66.89%

				2018
3	16	41		
31	20,611,021		21,466,710	2018 6 30 2017 12 31

2018 1-6	2017			
2018 6 30		26,833	2017 12 31	50 25,764)

			2018
	1	2	
12 2018	2018 6 30 31	9,815,725	9,385,505 2017
		27	4.38%

	2018 6 30		278,844	2017 12 31
	142,718	95.38%		
	1	1	2018	

2018 6 30		127,218	2017 12 31
125,286		2018	
1			
		2018	
1			
	3		
			2018
	91	12.60	
2016 4 8		2016	
13.86 /	386,263,593	386,263,593	10
60	A	A	2016 5 31
2015	2016	A	2016 H
	2018 3 9	A	
	A	2018	
	2018 119	2018 3 23	
		A	A
2018 3 12		2018	
2017 6 9	2016		
		H	
		H	
2015 12 31		Broad Ride Limited	Promotor
Holdings Limited	13.48	286,096,100	3,856,575,428
	3,227,639,131		2018 6 30
	3,856,575,428	3,227,639,131	
0	0		

“

—

13.51B(1)

“ ” “ ”
13.51B(1)

1

2017		55.1701%	2018 6 8	2018 4 23	2018 6 8	www.cninfo.com.cn www.hkexnews.hk
2018		55.2452%	2018 2 9	2017 12 22	2018 2 9	www.cninfo.com.cn www.hkexnews.hk

2

2018

2017 2018 6 8 2017
0.27 2016 0.06 2017
20 2017 806,532 2018 7

			H	H	H	2012/8/15

			-2018	2016	2016/4/8	2016 2018

2018

2018 6 8

2017
2018

()			()	()	()		
2018	338,310	-				-	-
2018	536,320	-				-	-

1

1 A

2010

9 17 A
 2011 1 26 11 17 54,000,000
 6,000,000

2015 5 12 2015
 2015 6 2 2020 9 27 39,660,000
 2015 10 9 2015
 2015 10 24 2020 9 27 4,132,500
 2018 7 27 2018 2018 7 20 2017
 10.22 /

15.75 /

A 2,067,200 3.53%
 1,118,200 949,000

A

2

2006 2006 7 12 2009 11 2011 10 2014 6
 2006 120,370,000
 2006 2016

2016 5 20
2016
2006
2016
2016
2 A

			54,000,000 175 6,000,000 38		4,107,500 578,125
					0
					2,067,200
					0
					0
					18,850,190
					36,464,185
					12.39 /
		2010	2017		10.22 /
		2011	2017		17.57 /
			15.75 /		
	CEO		0	0	2,850,000
			0	0	375,000
			0	0	750,000
			0	0	750,000
2			0	0	0
			0	0	0
			0	0	750,000
			0	0	288,750

1 2018 3 27

99.7

A

75

A

2018 6 30

65

A

25

2:2018 8 9

A

2018 6 30

1

					-	263,028	-	-	-	-	-	-	-
					-	55,580	-	-	-	-	-	-	-
					-	31,051	-	-	-	-	-	-	-
					-	19,589	-	-	-	-	-	-	-
					-	7,306	-	-	-	-	-	-	-
					-	6,831	-	-	-	-	-	-	-
					-	1,220	-	-	-	-	-	-	-
					-	4,065	-	-	-	-	-	-	-

-

--	--	--	--	--	--	--	--	--	--

-

647,857

-

1

1

10%

2

10%

3

10%

2

1

	2018 3 27	2,040,000	2018 1 1	1,165,648		1-2		
	2018 3 27	1,200,000	2018 1 1	550,791		1-2		

	2018 3 27	2,340,000	2018 1 1	694,951		1-2		
	2018 3 27	262,630	2018 1 1	238,750		1-2		
A1		2,110,239	A2					1,479,996
A3		5,842,630	A4					2,650,140
	2018 3 27	20,397,480	2018 1 1	7,945,584		1-2		
	2018 3 27	35,000,000	2018 1 1	23,310,282		1-2		
B1		3,525,942	B2					3,329,676
B3		55,397,480	B4					31,255,866
	2018 3 27	13,784,910	2018 1 1	4,085,247		1-2		
C1		1,845,160	C2					1,225,852
C3		13,784,910	C4					4,085,247
A1+B1+C1		7,481,341	A2+B2+C2					6,035,524
A3+B3+C3		75,025,020	A4+B4+C4					37,991,253
A4+B4+C4						123.90%		

D	0
E 70%	7,990,539
F 50%	22,659,749
D+E+F	30,650,288
	0
	0

:

2

3

1

	VOC		27	0.132 mg/m ³	1mg/m ³	20	VOCs 53		
	COD			3.26 mg/m ³ VOCs 9.23	VOCs: 90 mg/m ³ 120 mg/m ³ COD:500mg/L		42.6 COD 2.88405		
				0.0112 mg/m ³					
				0.0106 mg/m ³ VOCs 0.0229					

0.337
mg/m³

1.23
mg/m³ VOCs
6.22

30

0.341 mg/m³

0.570
mg/m³ VOCs
1.72
COD:154mg/L



			2					
COD			1	55.5 mg/L	500 mg/L	0	3.28 /	
				2.4 mg/L	35 mg/L	0	0.49 /	
TVOCs	15m		5	0.21~1.2 mg/m ³ 0.1-0.42 mg/m ³ TVOCs 1.01-4.45 mg/m ³	DB44/816-2010	176kg/ TVOCs 8450kg/		
	15m		1	60mg/m ³	DB44/27-2001	6832.8kg/		
SS COD			1	SS:38mg/l; COD:32 mg/l; :1.59mg/l; :1.29mg/l; :0.08mg/l	DB61/224-2011 2 GB8979-1996 4	SS 0.565 / COD 0.476 / ; 0.0236 / 0.0192 / 0.00119 /	COD 1.24 /	

		0.021mg/m ³		0.00984
		1.296	DB61/T1061-2017	0.8184
		mg/m ³		/
	4			
+	1	3.0755		2.016 /
		mg/m ³	GB16297-1996	
		MŽb#(i)wUC1)gVW(êVb)E.4	16297-1996	2.016
+	2	3.273 mg/m ³		2.016
		SO2		/
+	1	7.56		
		mg/m		

	15m	5		10.3 mg/m ³ 1# 15.6 mg/m ³ 2# 11.8 /m ³ 1# 8.79 /m ³ 2# 12.3 /m ³	DB44/21-2001	2056kg	
		1		0.68mg/m ³	DB44/21-2001	10.56kg	
	0#	1	1		DB44/21-2001	1	

	1 21

	<p style="text-align: right;">1</p> <p style="text-align: right;">1</p> <p style="text-align: center;">1</p> <p style="text-align: left;">1</p> <p style="text-align: right;">1</p> <p style="text-align: center;">2</p> <p style="text-align: center;">4</p> <p style="text-align: right;">5</p> <p style="text-align: right;">4</p>
	<p style="text-align: right;">1</p> <p style="text-align: center;">1</p> <p style="text-align: center;">1</p> <p style="text-align: left;">1</p> <p style="text-align: right;">1</p> <p style="text-align: left;">3</p> <p style="text-align: center;">2</p> <p style="text-align: center;">24</p> <p style="text-align: right;">8</p> <p style="text-align: right;">4</p>
	<p style="text-align: left;">4</p> <p style="text-align: right;">12</p>
	<p style="text-align: center;">UF RO MBR</p> <p style="text-align: left;">+RTO</p>
	<p style="text-align: right;">1</p> <p style="text-align: right;">3</p> <p style="text-align: center;">1</p> <p style="text-align: left;">1</p> <p style="text-align: right;">1</p>
	<p style="text-align: center;">VOCs +</p>

	1			
		3		
1			1	1
			1	

		[2018]52 G31011500087 2017 662		
		2017 574 G31011300007 056125080		
		[2006]001 [2008]005 2017 8 31 [2012]23 [2017]357	2008 3 14	[2017]490
	2004 04 28 2004 10616 10 29 2008 101054	2006 02 13	2006 012 4403012010000357	2008

10

11

2017

2018

2018 5 18

www.cninfo.com.cn www.cimc.com CIMC

2018-046 www.hkexnews.hk

2

3

2018 3 27 (www.cninfo.com.cn) (www.cimc.com)

www.hkexnews.hk 2017

1 2018 1 15 2018

2018 1 15

www.cninfo.com.cn www.cimc.com

CIMC 2018-003 CIMC 2018-004

www.hkexnews.hk

2 2018 3 9 2018 2016

4 8 A

2018 3 23 2018

[2018]119 2018

1 11 2018 3 9 2018 3 26

www.cninfo.com.cn www.cimc.com CIMC

2018-002 CIMC 2018-013 CIMC 2018-021 www.hkexnews.hk

3 2018 3 12 2018 2017

6 9 2016 343,315,321 H

2018 3 12 2018

www.cninfo.com.cn www.cimc.com CIMC

2018-014 CIMC 2018-015 www.hkexnews.hk

4	2018 3 27		2018		
		\			
			2018 3 27		
			www.cninfo.com.cn		www.cimc.com
	CIMC 2018-030				www.hkexnews.hk
5	2018 3 27		2018		
			[2017]30		2017
	2018 1 1			14	—
22	—		23	—	24
—			37	—	9-12
			2018 3 27		
	www.cninfo.com.cn		www.cimc.com		CIMC
	2018-026		www.hkexnews.hk		
	“		”		
6	2018 3 27		2018		
			2018 6 8		2017
			2018 3 27		2018 6 9
			www.cninfo.com.cn		www.cimc.com
	CIMC 2018-031		CIMC 2018-051		
	www.hkexnews.hk				
7	2018 3 27		2018		2018 1
	1		20	/	24 / 2018 6 8
	2017				2018 3 27 2018 6
	9				www.cninfo.com.cn
	www.cimc.com		CIMC 2018-032		CIMC 2018-051
	www.hkexnews.hk				
8	2018 3 29		2018		
	/				2018 2019
	8 2017		46.0		50.0 2018 6
	3 27 2018 3 29 2018 6 9				2016 11 12 2018
	www.cninfo.com.cn		www.cimc.com		
	CIMC 2016-071 CIMC 2018-027		CIMC 2018-035		CIMC 2018-051
	www.hkexnews.hk				
9	2018 4 23		2018		
	60		40		80
	2018 6 8 2017				2018
	4 23 2018 6 9				
	www.cninfo.com.cn		www.cimc.com		CIMC 2018-040
	CIMC 2018-041 CIMC 2018-051				www.hkexnews.hk
10	2016 5 31		2015		

() 150
 2016 6 21
 2016 7 28
 2016 SCP206 2018 6 20 2018
 10 4.3%
 2018 7 3 2018
 10 4.25%
 2018 7 11 2018
 20
 4.10% 2016 6 1
 2018 6 20 2018 7 3 2018 7 11
 www.cninfo.com.cn www.cimc.com
 CIMC 2016-033 CIMC 2018-054 CIMC 2018-055 CIMC 2018-057
 www.hkexnews.hk

	2018 1 15	www.cninfo.com.cn www.hkexnews.hk
A	2018 1 11 2018 3 9 2018 3 26	www.cimc.com
H	2018 3 12	
	2018 3 27	
	2018 3 27	
	2018 3 27 2018 6 9 2018 6 9	
	2018 3 27 2018 6 9	
/ 2018 2019	2016 11 12 2018 3 27 2018 3 29 2018 6 9	
	2018 4 23 2018 6 9	
	2016 6 1 2018 6 20 2018 7 3 2018 7 11	

1 2018 3 12

2018
44.94382%

2018 3 12
 www.cninfo.com.cn www.cimc.com
 CIMC 2018-014 CIMC 2018-016 www.hkexnews.hk

2 2018 4 23 Pteris 2017
 12 4 2018 2 9 2018 3 28 2018 4 23
 www.cninfo.com.cn www.cimc.com
 CIMC 2017-082 CIMC 2018-009 CIMC 2018-034 CIMC
 2018-043 www.hkexnews.hk

	2018 3 12	www.cninfo.com.cn
Pteris	2017 12 4	www.hkexnews.hk
	2018 2 9	www.cimc.com
	2018 3 28	
	2018 4 23	

1

649,464,307.58
 420,000,000.00

2018

2018 7 20
 www.cninfo.com.cn
 www.cimc.com CIMC 2018-059 CIMC 2018-060
 www.hkexnews.hk

2 2018 8 9 2018

2018 8 14

8 14 2018 8 9 2018
 www.cninfo.com.cn
 www.cimc.com CIMC 2018-064 CIMC 2018-067
 www.hkexnews.hk

3 2018 8 9

CEO

2018 8 9
 www.cninfo.com.cn www.cimc.com CIMC
 2018-065 www.hkexnews.hk

2018

1

	2017 12 31							2018 6 30	
	500,026	0.02%	0	0	0	380,500	380,500	880,526	0.03%
1	0	0.00%	0	0	0	0	0	0	0.00%
2	0	0.00%	0	0	0	0	0	0	0.00%
3	500,026	0.02%	0	0	0	380,500	380,500	880,526	0.03%
	0	0.00%	0	0	0	0	0	0	0.00%
	500,026	0.02%	0	0	0	380,500	380,500	880,526	0.03%
4	0	0.00%	0	0	0	0	0	0	0.00%
	0	0.00%	0	0	0	0	0	0	0.00%
	0	0.00%	0	0	0	0	0	0	0.00%
	2,982,389,110	99.98%	2,067,200	0	0	(380,500)	1,686,700	2,984,075,810	99.97%
1 (A)	1,265,812,501	42.43%	2,067,200	0	0	(380,500)	1,686,700	1,267,499,201	42.46%
2	0	0.00%	0	0	0	0	0	0	0.00%
3) (H	1,716,576,609	57.55%	0	0	0	0	0	1,716,576,609	57.51%
4	0	0.00%	0	0	0	0	0	0	0.00%
	2,982,889,136	100.00%	2,067,200	0	0	0	2,067,200	2,984,956,336	100.00%

1 2018 3 27

6

72,000 A

18,000

100,000 A

25,000

2 2018 3 27

450,000

A

75%

337,500

3

1,118,200

949,000

2,067,200

		/	/
2017		0.81	0.81
		0.81	0.81
		10.88	10.88
2018		0.3061	0.3061
		0.3038	0.3038
		10.27	10.27

2

1	371,026	0	0	371,026		
2	54,000	0	18,000	72,000	2018 3 27 6	2018 9 27
2	75,000	0	25,000	100,000		2018 9 27
3	0	0	337,500	337,500		
	500,026	0	380,500	880,526	--	--

1	371,026	75,000	25%
2	72,000 A	100,000 A	6
3		450,000 A	75% 337,500

A

2016	4	8		2016				
						10		13.86
/		386,263,593		386,263,593	A			60
		“	A	”	A	2016	5	31
		2016	A	2016	H			2015
	2016	9	30			2016	10	14
21								2016
								11
								162937
								162937
	2017	1	17			2017	6	9
	2017		A	2017	H			2016
		A						2017
12	18							162937
			A	2018	1	11		

		9,094,100		9,094,100
		9,035,599		9,035,599
		8,998,000		8,998,000
10	10			
10				

1	H				2018 6 30
		1,725,132,326	8,725,717	A	1,716,406,609 H
	H				Soares Limited
		733,691,017		H	Long Honour Investments
Limited		25,322,106		H	245,842,181
H			220,520,075	H	
2	2018 6 30				220,520,075 H
	I		432,171,843	A	
	10		10		

1

2

2018 6 30

336

				(%)	(%)
1	H	733,691,017 (L)		42.74%	24.58%
2	A	432,171,843 (L)		34.07%	14.48%
	H	245,842,181 (L)		14.32%	8.24%
Hony Group Management Limited 3	H	358,251,896 (L)		20.87%	12.00%

				(%)	(%)
Broad Ride Limited	3	H	215,203,846 (L)		12.54%
		H	143,048,050 (L)		8.33%
Promotor Holdings Limited		H	143,048,050 (L)		8.33%

(L)

1

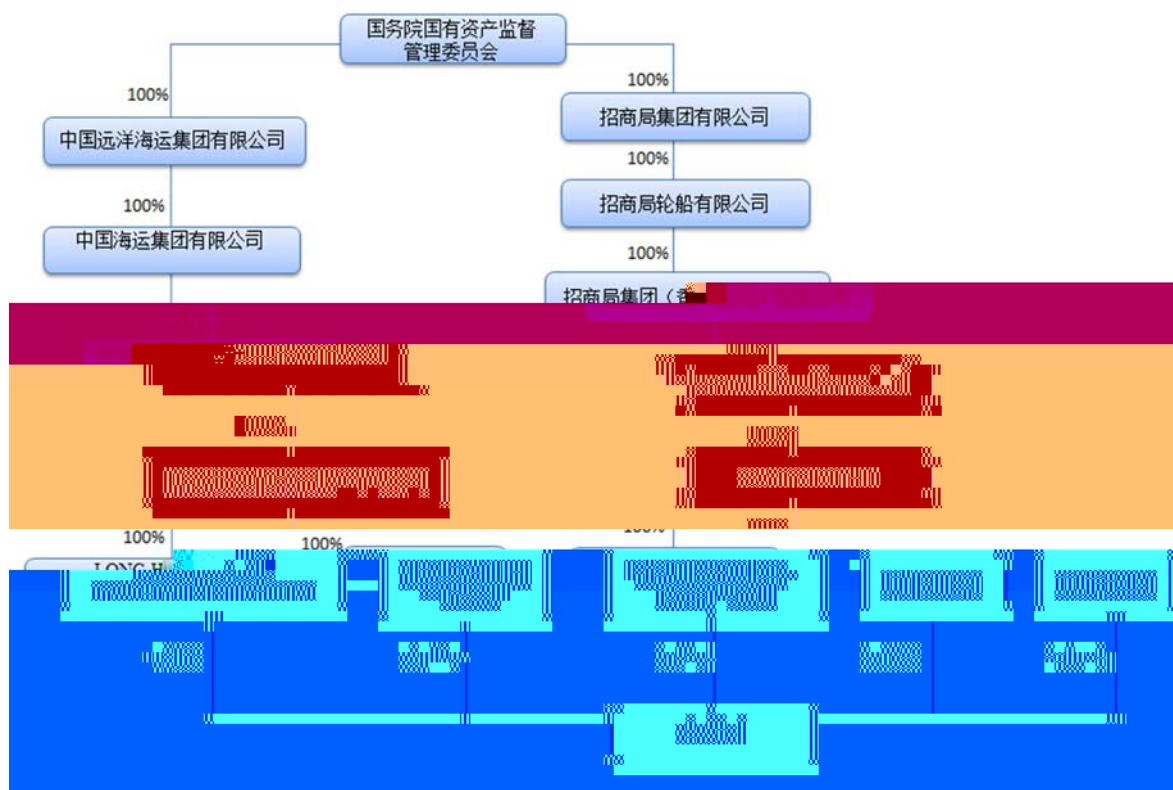
*H*733,691,017 *H**Soares Limited*

2

*Honour Investments Limited*A 245,842,181 *H*A *H**Long*
432,171,8433 *Hony Group Management Limited*215,203,846 *H**Broad Ride Limited*143,048,050 *H*

2018 6 30

336



2017

1

			2018 3 27	
			2018 3 27	
			2018 3 27	
			2018 3 27	
			2018 3 27	
			2018 3 27	
			2018 3 27	
			2018 1 15	
			2018 1 8	

2

2018 8 9

CEO

2017

2018 6 30

XV

XV

XV 7 8

352

1

--	--	--	--	--	--

				(%)	(%)
		A	494,702	0.04%	0.02%

2

2018 6 30

3

				(%)
			7,260,000	0.24%

2018 6 30

XV

XV 7 8

352

2017

2018

2018

2018

()

2018 6 30

()

2018 6 30 2017 12 31 2017 1 1

1	5,077,690	5,596,314	6,325,998
2	205,580	183,303	138,072
3	7,645	11,577	3,088
4	20,100,651	17,773,590	13,062,266
5	3,109,220	2,147,721	2,165,982
6	8,738,693	8,283,236	9,399,096
7	20,027,718	19,258,327	17,409,515
8	1,534,133	—	—
9	197,874	235,309	203,847
10	4,115,494	4,314,250	3,941,689

()
 ()
 2018 6 30
 ()

	2018 6 30	2017 12 31	2017 1 1
28	21,803,302	15,317,347	15,729,787
3	165,647	3,025	141,806
29	14,791,978	14,001,767	11,712,533
	-	4,624,088	3,780,694
30	5,169,120	—	—
31	2,483,816	2,713,482	2,115,108
32	1,202,339	1,363,986	1,092,030
33	8,384,372	7,486,768	5,474,194
9	-	14,906	-
34	3,385,098	4,085,579	3,667,872
35	1,015,204	595,907	1,687,762
	58,400,876	50,206,855	45,401,786
36	24,696,783	24,140,168	27,023,222
37	7,986,500	7,986,500	7,986,500
	1,986,500	1,986,500	1,986,500
38	311,130	361,396	539,076
39	1,248,939	1,214,904	847,429
40	854,763	846,232	839,738
24	810,039	801,337	657,414
41	2,313,288	1,809,553	2,184,791
	38,221,442	37,160,090	40,078,170
	96,622,318	87,366,945	85,479,956
42	2,984,956	2,982,889	2,978,577
43	-	2,033,043	2,049,035
	-	2,033,043	2,049,035
44	4,249,151	4,209,663	3,126,585
45	453,021	219,303	357,341
46	3,281,535	3,281,535	3,279,379
47	19,694,345	19,734,494	17,495,053
	30,663,008	32,460,927	29,285,970
	10,983,033	10,776,507	9,848,822
	41,646,041	43,237,434	39,134,792
	138,268,359	130,604,379	124,614,748

()

2018 6 30

()

	2018 6 30	2017 12 31	2017 1 1
1	1,614,782	1,366,876	2,660,222
2	19,208,880	18,115,511	17,887,234
	2,255	5,771	9,272
	20,825,917	19,488,158	20,556,728
	—	388,905	388,905
3	10,491,588	9,583,886	9,375,276
4	804,900	—	—
5	141,479	144,248	102,372
	66,915	56,326	844
	14,078	14,207	14,466
	24,427	29,627	40,730
14	71,769	73,140	52,280
	11,615,156	10,290,339	9,974,873
	32,441,073	29,778,497	30,531,601

()
 ()
 2018 6 30
 ()

	2018 6 30	2017 12 31	2017 1 1
6	3,675,000	350,000	2,710,000
7	101	614	65
	286,974	291,949	205,760
8	8,196	3,094	3,646
9	4,158,309	4,739,876	3,066,559
	102,524	102,524	79,104
10	400,000	1,095,000	800,000
11	1,000,000	-	-
	9,631,104	6,583,057	6,865,134
12	2,358,000	1,322,000	1,621,000
13	7,986,500	7,986,500	7,986,500
	1,986,500	1,986,500	1,986,500
	21,304	25,171	37,429
	-	-	3,296
	10,365,804	9,333,671	9,648,225
	19,996,908	15,916,728	16,513,359
	2,984,956	2,982,889	2,978,577
	-	2,033,043	2,049,035
	-	2,033,043	2,049,035
15	3,336,904	3,330,895	3,287,149
16	459,749	43,754	43,754
	3,281,535	3,281,535	3,279,379
17	2,381,021	2,189,653	2,380,348
	12,444,165	13,861,769	14,018,242
	32,441,073	29,778,497	30,531,601

()

2018 1-6

()

	2018 1-6	2017 1-6
48	43,560,398	33,387,152
48	37,552,731	27,241,564
49	229,957	216,183
50	1,382,057	1,256,253
51	2,072,524	2,079,580
52	327,229	288,459
53	392,524	594,251
	634,106	522,265
	(222,248)	(117,661)
55	9,753	4,688
55	74,812	229,749
56	120,979	91,032
57	195,771	(10,628)
	25,375	2,538
58	(44,497)	(32,626)
59	37,319	13,739
	1,828,383	1,537,942
60	21,893	53,216
61	20,465	15,016
	1,829,811	1,576,142
62	513,854	509,633
	1,315,957	1,066,509
	1,315,957	1,066,509
	-	-
	965,397	796,898
	350,560	269,611
45	(210,489)	81,627
	(222,577)	72,424
	(50,744)	-
	(50,744)	-
	(171,833)	72,424
	1,065	-
	-	(241)
	(2,504)	6,072
	(170,394)	66,593
	12,088	9,203
	1,105,468	1,148,136
	742,820	869,322
	362,648	278,814
63	0.3061	0.2554
63	0.3038	0.2544

()

2018 1-6

()

	2018 1-6	2017 1-6
18	159,174	96,917
18	-	1,452
	2,581	-
	130,539	129,167
19	93,762	296,143
	235,069	250,631
	(105,426)	(162,503)
	6,587	2,211
20	1,084,269	359,040
21	513	1,623
	26,594	-
	1,050,255	33,029
22	917	21
23	-	1,746
	1,051,172	31,304
24	1,372	2,644
	1,049,800	28,660
	1,049,800	28,660
	-	-
16	-	-
	1,049,800	28,660

()

2018 1-6

()

	2018 1-6	2017 1-6
	160,860	92,944
	7,807,370	2,750,305
	7,968,230	2,843,249
	61,952	53,410
	30,518	13,625
	10,749,157	4,157,049
	10,841,627	4,224,084
25	(2,873,397)	(1,380,835)
	706,933	6,800,000
	366,350	275,133
	14,485	-
	40,000	-
	1,127,768	7,075,133
	12,911	24,944
	500,000	6,886,616
	512,911	6,911,560
	614,857	163,573
	41,719	8,158
	5,517,000	4,070,000
	5,558,719	4,078,158
	2,851,000	3,720,000
	200,852	152,617
	745	-
	3,052,597	3,872,617
	2,506,122	205,541
	5,437	(3,909)
25	253,019	(1,015,630)
	335,730	1,715,470
25	588,749	699,840

()

2018 1-6 ()

2,982,889	2,033,043	4,209,663	219,303	3,281,535	19,734,494	10,776,507	43,237,434	2,978,577	2,049,035	3,126,585	357,341	3,279,379	17,495,053	9,848,822	39,134,792
-	-	-	456,295	-	(147,114)	(25,084)	284,097	-	-	-	-	-	-	-	-
2,982,889	2,033,043	4,209,663	675,598	3,281,535	19,587,380	10,751,423	43,521,531	2,978,577	2,049,035	3,126,585	357,341	3,279,379	17,495,053	9,848,822	39,134,792

()
1.

16.3905 1"IA9V"Q"1"FWe1A9Yb%I8D0Bx0B5aDb3CATAANBVGu"SSHwApA"EH4B
a TD069()JTJ0208 Tc(/TT1 -793)10ed0b9()JTJD0 1 Tf1.4671 -.1 85 1 - 2,775((,-)49.4 10.80439901c31d529190YAW(BB)U3.66EQ"BC"43BD4(I JA0E(S)CO08Vq)1279.5(A-8847A0AAU)10AAHP0H1a88D7f.6V21, 5.9(2

()

2018 1-6 ()

		2018 1-6							2017						
		2,982,889	2,033,043	3,330,895	43,754	3,281,535	2,189,653	13,861,769	2,978,577	2,049,035	3,287,149	43,754	3,279,379	2,380,348	14,018,242
		-	-	-	-	-	-	-	-	-	-	-	-	-	-
		2,982,889	2,033,043	3,330,895	43,754	3,281,535	2,189,653	13,861,769	2,978,577	2,049,035	3,287,149	43,754	3,279,379	2,380,348	14,018,242
		-	-	-	-	-	-	-	-	-	-	-	-	-	-
()															
		-	51,900	-	-	-	997,900	1,049,800	-	87,808	-	-	-	(8,702)	79,106
	16	-	-	-	415,995	-	-	415,995	-	-	-	-	-	-	-
		-	51,900	-	415,995	-	997,900	1,465,795	-	87,808	-	-	-	(8,702)	79,106
()															
		-	(1,981,143)	(18,857)	-	-	-	(2,000,000)	-	-	-	-	-	-	-
		2,067	-	24,866	-	-	-	26,933	4,312	-	43,746	-	-	-	48,058
()															
		-	-	-	-	-	-	-	-	-	-	-	2,156	(2,156)	-
		-	-	-	-	-	(806,532)	(806,532)	-	-	-	-	-	(179,837)	(179,837)
		-	(103,800)	-	-	-	-	(103,800)	-	(103,800)	-	-	-	-	(103,800)
		2,984,956	-	3,336,904	459,749	3,281,535	2,381,021	12,444,165	2,982,889	2,033,043	3,330,895	43,754	3,281,535	2,189,653	13,861,769

()

2018 1 1 2018 6 30
()

() ()

1992 12 [1992]1736
(1992) 261

17 [1993]925 1993 12 31 1994 1
(A) [1994]22
(B)

1995 12 1
()
2 8

2012 12 19 (B)
B (H)

()

) LNG LPG EP+CS(

()

2

1

2018 8 28

()

2018 1 1 2018 6 30
()

(10) (19) (9)
(13 16) (20) (12)
(22)

33

1

2006 2 15 —
(15 —)

2015

2

2018 1 1 2018 6 30 2018 1-6
2018 6 30

3

1 1 12 31

4

(8)

()

2018 1 1 2018 6 30
()
()

5

(1)

()
() ()
() ()

(2)

()
(17)

6

()

2018 1 1 2018 6 30
()

()

6

()

)

()

(

7

8

()

2018 1 1 2018 6 30
()

()

8

()

(15)

“ ”

9

(a)

(i)

(2)

(3)

(1)

()

2018 1 1 2018 6 30
()
()

9 ()

(a)

(i)

)

()
()

() ()
()

()

2018 1 1 2018 6 30
()
()

9 ()

(a)

(i)

-
-
-

(ii)

22

1

2

()

2018 1 1 2018 6 30
()
()

9 ()

(a)

(ii)

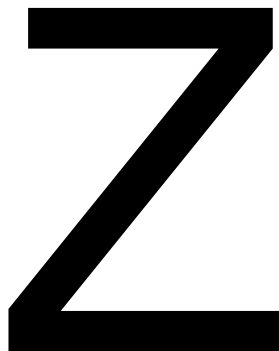
22

22


* *

12

12



12



12

()

2018 1 1 2018 6 30
()

()

9 ()

(a)

(iii) ()

(b)

) () (

(c)

(d)

(i)

(ii)

()

2018 1 1 2018 6 30
()

10

(1)

(2)

(3)

(16)

(4)

(5)

11

()

2018 1 1 2018 6 30
()

()

11 ()

(1)

(2)

(3)

()

2018 1 1 2018 6 30
()

()

11 ()

(4)

(19)

12

13

(1)

15

95

()

2018 1 1 2018 6 30
()

()

13 ()

(1) ()

(2)

(26

	()	(%)	(%)
20-30		10%	3-4.5%
10-12		10%	7.5-9%
3-5		10%	18-30%
5		10%	18%
50		10%	1.8%
15-30		10%	3-6%

(3) 19

(4)

25(3)

(5)

()

2018 1 1 2018 6 30
()
()

14

(15)

(19)

15

()

-

-

3

16

() (19)

(26)

()

2018 1 1 2018 6 30
()

()

16 ()

—

— ()

20-50

40-50

3-15

20

4-10

3-4

10-18

-

-

()

2018 1 1 2018 6 30
()

()

17

(19)

18

—

— ()

2-10

3-5

19

()

2018 1 1 2018 6 30
()

()

20

21

(1)

(2)

(3)

(4)

(5)

(1)
(6)

(2)

(3)

()

2018 1 1 2018 6 30
()

()

21 ()

(4)

(a)

(b)

22

-
-
-
-
-
-

()

2018 1 1 2018 6 30
()

()

22

(1)

a)

b)

c)

(2)

a)

() ()

b)

()

2018 1 1 2018 6 30
()

()

23

(1)

(2)

(3)

24

()

2018 1 1 2018 6 30
()

()

24

25 /

()

-

-

()

2018 1 1 2018 6 30
()

()

26

(1)

(2)

19 (12) 13(2)

(3)

(2) 19 13

15) (

(4)

()

2018 1 1 2018 6 30
()
()

27

a.

b.

()

a.

b.

c.

28

()

2018 1 1 2018 6 30
()

()

28 ()

-
-

()

2018 1 1 2018 6 30
()

()

30

- (a)
- (b)
- (c)
- (d)
- (e)
- (f)
- (g)
- (h)
- (i)
- (j)
- (k)
- (l)

()

(m) 5%

(n) 5%

(o) 12 12 (a) (c) (m)

(p) 12 (i) (j) (n)

(q) (i) (j) (n) (p)

()

2018 1 1 2018 6 30
()

()

31

-
-
-

-
-
-
-
-

()

2018 1 1 2018 6 30
()

()

32

a

2017 2018 14 ()

2018

2018

2017

+ -

2018 1 1

18,720

(28,799)

2,520

(5,333)

(2,226)

2018 1-6

2018 6 30

+ -

1,534,133

(1,534,133)

5,169,120

(5,169,120)

()

2018 1 1 2018 6 30
()
()

32

(b) ()

2017 22 2018 23 2018 15 37
()
2018

(i) 2018 1 1

		5,596,314			5,596,314
					183,303
		513,414			11,577
					318,534
		17,773,590			17,752,530
					21,060
		8,283,236			8,283,236
		408,000			408,000
		28,661			28,661
	()	3,995			869,215
	()	408,925			
		12,880,540			12,880,540

2018 6 30 2018 1 1

()

2018 1 1 2018 6 30
()
()

32

b ()

(ii) 2018 1 1

1
2
3

1

2017 12 31 5,596,314

()

2018 1 1 5,596,314

(1)

2017

1 2017 12 31 2018 1 1

2

()

2018 1 1 2018 6 30
()
()

32

b ()

(ii) 2018 1 1

3

()
()

2017 12 31 —
(3) 28,661

2018 1 1 28,661

()

2017 12 31 —
412,920
456,295
2018 1 1 (4) 869,215

()

() ()
() ()

2017 12 31 849,581
(408,000)
2018 1 1 (4) (441,581)
—

() 897,876

(1)

21,060

2018 1 1

(2)

2017 12 31

408,000

2018 1 1

(3)

2017 12 31

411,990

3,065

2018 1 1

456,295

(4)

2017 12 31

28,661

2018 1 1

()

2018 1 1 2018 6 30
()

()

32

b ()

(iii) 2018 1 1

/

—

757,177
396,543

-
-

79,611
61,228

836,788
457,771

(iv)

141,781

456,295

314,514

12,935

22,858

c

2018
15)

2018
2018 6 30 6

(2018

()

2018 1 1 2018 6 30
()

()

32

c ()

2017 12 31	2017 1 1
(12,216,311)	(10,160,951)
(1,785,456)	(1,551,582)
14,001,767	11,712,533
(377,793)	(303,375)
(254,434)	(16,746)
632,227	320,121
14,127	9,704
(14,127)	(9,704)

2017 6 30
6

288,459
(288,459)

()

2018 1 1 2018 6 30
()

()

33

22

(1)

(2)

19

()

()

()
()

()

(3)

10

()

2018 1 1 2018 6 30
()

()

33 ()

(4)

13 16

(5)

35

(6)

(7)

()

2018 1 1 2018 6 30
()

1

(a)	6%	10%	16%
			7%
			1
/			10-19%

(a)) 2018 5 1 ([2018]32
16% 6% 10%

1

2018	2017
25%	25%
15-25%	15-25%
16.5-25%	16.5-25%
-	-
15-36.65%	15-36.65%
15.83-31.6%	15.83-31.6%
19%	19%
30%	30%
25%	25%
34%	34%
22%	22%
19%	19%
20%	20%
17%	17%
22%	22%
-	-
24%	24%
27.08%	27.08%

()

2018 1 1 2018 6 30
()

()

2

1	25%	15%	2015	15%
2	25%	15%	2017	15%
3	25%	15%	2017	15%
4	25%	15%	2015	15%
5	25%	15%	2017	15%
6	25%	15%	2015	15%
7	25%	15%	2017	15%
8	25%	15%	2017	15%
9	25%	15%	2017	15%
10	25%	15%	2017	15%
11	25%	15%	2017	15%
12	25%	15%	2015	15%
13	25%	15%	2015	15%
14	25%	15%	2015	15%

()

2018 1 1 2018 6 30
()

()

2 ()

()

15	25%	15%	2015	15%
16	25%	15%	2017	15%
17	25%	15%	2017	15%
18	25%	15%	2017	15%
19	25%	15%	2015	15%
20	25%	15%	2017	15%
21	25%	15%	2017	15%
22	25%	15%	2017	15%

()

2018 1 1 2018 6 30
()

1

2018 6 30	2017 12 31
3,743	4,406
4,435,440	4,863,666
638,507	728,242
5,077,690	5,596,314
2,058,834	3,149,051

2018 6 30 1,022,375,000 (2017 12 31
1,353,836,000) 27

2018 6 30 434,074,000. (2017 12 31 484,672,000)

2

2018 6 30	2017 12 31
205,580	183,303
<u>205,580</u>	<u>183,303</u>

()

2018 1 1 2018 6 30
()

()

3

	2018 6 30	2017 12 31
(1)	6,084	8,078
(2)	1,236	2,135
(3)	325	4
	-	1,360
	<u>7,645</u>	<u>11,577</u>

	2018 6 30	2017 12 31
(1)	109,169	241
(2)	54,791	819
(4)	-	1,351
(3)	101	614
	1,586	-
	<u>165,647</u>	<u>3,025</u>

(1)

2018 6 30	2017 12 31	2018 6 30	2017 12 31	2018 6 30	2017 12 31
238,632,000	1,545,048,000	2,400,000	21,333,000	501,823,000	1,300,000
12 31			26,000,000	696,890,000	5,600,000
7,100,000					

(2)

2018 6 30	2017 12 31
259,450,000	41,400,000

(3)

2018 6 30	2017 12 31
1,800,141,000	1,452,170,000

(4)

2018 6 30

()

2018 1 1 2018 6 30
()

()

4

	2018 6 30	2017 12 31
(a)	1,357,684	1,376,864
(b)	18,742,967	16,396,726
	<u>20,100,651</u>	<u>17,773,590</u>

(a)

	2018 6 30	2017 12 31
	1,251,599	1,241,308
	106,085	135,556
	-	-
	<u>1,357,684</u>	<u>1,376,864</u>

(i) 2018 6 30

(b)

	2018 6 30	2017 12 31
	19,584,173	17,153,903
	(841,206)	(757,177)
	<u>18,742,967</u>	<u>16,396,726</u>

(i) 2018 6 30

	<u>3,726,982</u>	<u>-</u>	<u>19.03%</u>
--	------------------	----------	---------------

(ii)

2018 1-6 (2017 1-6)

(c)

	2018 6 30	2017 12 31
	-	-
	841,206	757,177
	<u>841,206</u>	<u>757,177</u>

()

2018 1 1 2018 6 30
()
()

4

(c) ()

(i) 2018 6 30

F

(i) 2018_{> 30} 30

()

2018 1 1 2018 6 30
()

()

4

(c) ()

(ii) 2018 6 30 ()

		2018 6 30	
—			
1-30	1,825,119	-	-
31-90	336,524	2.95%	9,918
90	116,746	3.09%	3,611
	593,990	22.49%	133,559
	<u>2,872,379</u>		<u>147,088</u>

		2018 6 30	
—			
1-30	17,631	-	-
31-90	-	-	-
90	-	-	-
	<u>17,631</u>		<u>-</u>

		2018 6 30	
—			
1-30	555,512	-	-
31-90	-	-	-
90	18,236	-	-
	301,441	17.05%	51,399
	<u>875,189</u>		<u>51,399</u>

()

2018 1 1 2018 6 30
()

()

4

(c) ()

(ii) 2018 6 30 ()

2018 6 30			
	941,121	-	-
1-30	34,457	4.88%	1,682
31-90	23,969	4.76%	1,141
90	86,170	57.14%	49,234
	<u>1,085,717</u>		<u>52,057</u>

2018 6 30			
	292,211	-	-
1-30	230,240	16.43%	37,830
31-90	2,583	50.02%	1,292
90	11,445	82.87%	9,484
	<u>536,479</u>		<u>48,606</u>

2018 6 30			
	277,569	-	-
1-30	1,317	8.73%	115
31-90	-	-	-
90	52,416	2.43%	1,273
	<u>331,302</u>		<u>1,388</u>

(iii) 2018 1-6 42,037,000 (2017 1-6 79,347,000)
36,072,000 (2017 1-6 53,359,000)

(d) 2018 1-6 985,000 (2017 1-6 9,312,000)

()

2018 1 1 2018 6 30
()

()

5

(1)

	2018 6 30	2017 12 31
	3,341,660	2,382,879
	61	311
	47,678	46,948
	<u>3,389,399</u>	<u>2,430,138</u>
	(280,179)	(282,417)
	<u>3,109,220</u>	<u>2,147,721</u>

(2)

	()		()	
1 (1)	2,277,342	67.20%	1,392,338	57.29%
1 2 (2)	137,766	4.06%	111,465	4.59%
2 3 (3)	128,896	3.80%	197,438	8.12%
3	845,395	24.94%	728,897	30.00%
	<u>3,389,399</u>	100.00%	<u>2,430,138</u>	100.00%
	(280,179)	8.27%	(282,417)	11.62%
	<u>3,109,220</u>	91.73%	<u>2,147,721</u>	88.38%

1

1

(3)

2018 6 30

1,376,073 40.60%

2017 12 31
36.70%

891,767,000

(4)

5%(5%)

2018 6 30

2017 12 31

5%(5%)

()

2018 1 1 2018 6 30
()

()

6

	2018 6 30	2017 12 31
	1,065,660	395,750
	3,916,058	4,312,910
(i)	178,634	178,634
(ii)	585,836	363,518
(iii)	587,711	1,200,379
	1,099,075	974,064
(iv)	104,513	74,212
	412,781	210,685
	4,015	19,092
	4,408	4,408
	<u>1,260,131</u>	<u>946,127</u>
	<u>9,218,822</u>	<u>8,679,779</u>
	<u>(480,129)</u>	<u>(396,543)</u>
	<u>8,738,693</u>	<u>8,283,236</u>

(i) 2015 8 27 () SOEG PTE LTD (SOEG) () () 100%
() () ()

2016

178,634,000 2016 12 31 1,184,281,000

2017 31 () 2017 12 105,549,000

2017 7 5 ()
799,800,000 2017 7 22
2017 8 4 2017 8 4

(ii) 122,632,000 251,431,000
2018 7 3

(iii)

()

2018 1 1 2018 6 30
()

()

6

(iv) 6888 (290.55) 2016
12 20 ()
) 572,258,000 ()

30 28,613,000 2016 2018 6
2017 6 1

2018 6 30 75,900,000

2017

(a) 2018 6 30

1,065,660	0.00%	-
3,916,058	0.00%	-
413,347	1.07%	4,404
587,711	0.00%	-
1,099,075	2.25%	24,745
104,513	0.00%	-
412,781	0.00%	-
4,015	0.00%	-
4,408	0.00%	-
1,236,418	8.41%	103,937
<u>8,843,986</u>		<u>133,086</u>

(b) 2018 6 30

(c) 2018 6 30

178,634	100.00%	178,634
172,489	83.92%	144,746
23,713	99.79%	23,663
<u>374,836</u>		<u>347,043</u>

(d) 31,709,000 2,562,000

(e) 6,317,000

()

2018 1 1 2018 6 30
()

()

6

(f) 2018 6 30

3,575,000	38.78%	-
647,857	7.03%	-
351,930	3.82%	-
251,431	2.73%	-
100,000	1.08%	-
<u>4,926,218</u>	<u>53.44%</u>	<u>-</u>

(g) 2018 6 30

7

(1)

2018 6 30			2017 12 31		
4,963,003	(186,229)	4,776,774	3,971,003	(193,787)	3,777,216
3,421,694	(11,831)	3,409,863	3,001,600	(11,537)	2,990,063
4,432,117	(104,345)	4,327,772	4,485,352	(108,174)	4,377,178
301,281	(166)	301,115	240,432	(184)	240,248
166,058	(8,315)	157,743	204,266	(7,700)	196,566
38,270	(164)	38,106	30,433	(164)	30,269
40,049	-	40,049	38,228	-	38,228
768,587	(7,738)	760,849	824,295	(14,900)	809,395
1,623,444	(4,794)	1,618,650	1,211,786	(4,992)	1,206,794
4,608,680	(11,883)	4,596,797	4,540,022	(207)	4,539,815
-	-	-	1,085,269	(32,714)	1,052,555
<u>20,363,183</u>	<u>(335,465)</u>	<u>20,027,718</u>	<u>19,632,686</u>	<u>(374,359)</u>	<u>19,258,327</u>

2018 6 30
143,787,000)

320,406,000 (2017 12 31
4.93%(2017 1-6 3.39%)

2018 6 30

(2017 12 31)

()

2018 1 1 2018 6 30
()

()

7 ()

(2)

2017 12 31		2018 1 1			2018 6 30
3,971,003	-	3,971,003	34,124,698	(33,132,698)	4,963,003
3,001,600	18,720	3,020,320	37,201,533	(36,800,159)	3,421,694
4,485,352	-	4,485,352	36,581,437	(36,634,672)	4,432,117
240,432	-	240,432	1,948,379	(1,887,530)	301,281
204,266	-	204,266	346,685	(384,893)	166,058
30,433	-	30,433	153,365	(145,528)	38,270
38,228	-	38,228	24,044	(22,223)	40,049
824,295	-	824,295	11,040	(66,748)	768,587
1,211,786	-	1,211,786	872,156	(460,498)	1,623,444
4,540,022	-	4,540,022	102,720	(34,062)	4,608,680
1,085,269	(1,085,269)	-	-	-	-
19,632,686	(1,066,549)	18,566,137	111,366,057	(109,569,011)	20,363,183

(3)

2017 12 31		2018 1 1				2018 6 30	
193,787	-	193,787	872	(15)	(5,606)	(2,809)	186,229
11,537	-	11,537	46	(204)	-	452	11,831
108,174	-	108,174	581	(1,253)	(2,939)	(218)	104,345
184	-	184	-	(18)	-	-	166
7,700	-	7,700	708	-	(19)	(74)	8,315
164	-	164	-	-	-	-	164
14,900	-	14,900	-	(7,162)	-	-	7,738
4,992	-	4,992	-	-	(198)	-	4,794
207	-	207	11,726	-	-	(50)	11,883
32,714	(32,714)	-	-	-	-	-	-
374,359	(32,714)	341,645	13,933	(8,652)	(8,762)	(2,699)	335,465

()

2018 1 1 2018 6 30
()

()

7 ()

(3) ()

(a)

/

8

2018 6 30	2017 12 31
1,549,622	—
(15,489)	—
<u>1,534,133</u>	—

()

2018 1 1 2018 6 30
()

()

9

2018 6 30

<hr/>		
-	-	-
26,401	-	26,401
86,266	-	86,266
-	-	-
85,207	-	85,207
<hr/>	<hr/>	<hr/>
197,874	-	197,874
<hr/>	<hr/>	<hr/>

2016 11 11

	36,377,000	74,954,000
	2017 2016 11 16	()
)	()	26,401,000
55,892,000	10,223,000	
	2018 6 30	

10

2018 6 30

2017 12 31

5,773,722	6,260,716
(1,235,165)	(1,299,850)
<hr/>	<hr/>
4,538,557	4,960,866
159,918	-
25,595	30,440
9,906	2,930
<hr/>	<hr/>
4,733,976	4,994,236
(618,482)	(679,986)
<hr/>	<hr/>
4,115,494	4,314,250
<hr/>	<hr/>

()

2018 1 1 2018 6 30
()

()

11

	2018 6 30	2017 12 31
/	957,244	753,612
	-	408,000
	19,000	
	23,444	36,684
	<u>999,688</u>	<u>1,198,296</u>

2018 6 30

	3,684,984	19,000
	48,860	-
	<u>3,733,844</u>	<u>19,000</u>

12

2018 6 30	2017 12 31
<u>29,620</u>	<u> </u>
<u>29,620</u>	<u> </u>
31,604	
(1,984)	
<u>29,620</u>	<u> </u>

()

2018 1 1 2018 6 30
()

()

13

2018 6 30	2017 12 31
20,169,825	20,223,046
(6,485,363)	(7,514,064)
<u>13,684,462</u>	<u>12,708,982</u>
67,159	83,048
<u>281,622</u>	<u>273,516</u>
14,033,243	13,065,546
(317,906)	(185,006)
<u>13,715,337</u>	<u>12,880,540</u>

2018 06 30
(2017 12 31)

5%(5%)

12 31))

()

	2018 6 30	2017 12 31
1 (1)	5,773,722	6,260,716
1 2 (2)	3,901,812	3,240,272
2 3 (3)	2,202,144	2,254,953
3	14,269,569	14,727,821
	<u>26,147,247</u>	<u>26,483,762</u>
	(7,720,528)	(8,813,914)
	<u>18,426,719</u>	<u>17,669,848</u>

2018 6 30
1,255,723,000)

(2017 12 31

()

2018 1 1 2018 6 30
()

()

14

(1)

	2018 6 30	2017 12 31
(2)	547,945	525,312
(3)	1,904,826	1,873,185
	<u>2,452,771</u>	<u>2,398,497</u>
	(2,072)	(2)
	<u>2,450,699</u>	<u>2,398,495</u>

(2)

	2017 12 31						2018 6 30	
	45,328	-	3,763	-	-	-	49,091	-
	1,814	-	-	-	-	-	1,814	-
	11,132	-	185	-	-	82	11,399	-
	66,134	-	(66)	-	-	-	66,068	-
	25,111	-	811	-	-	-	25,922	-
	15,060	-	1,651	-	-	111	16,822	-
	5,200	-	520	-	-	46	5,766	-
	30,925	-	2,387	-	-	253	33,565	-
	7,226	-	346	-	-	37	7,609	-
	212,776	-	12,908	-	-	-	225,684	-
	78	-	(78)	-	-	-	-	-
	52,073	-	(503)	-	-	-	51,570	-
	21,083	-	(207)	-	-	-	20,876	-
	31,372	-	-	-	-	387	31,759	-
	<u>525,312</u>	-	<u>21,717</u>	-	-	<u>916</u>	<u>547,945</u>	-

2

()

2018 1 1 2018 6 30
()

()

14 ()

(3)

	2017 12 31									2018 6 30			
(“ ”)	7,966	-	-	-	-	-	-	-	49	-	-	8,015	-
	23,234	-	-	793	-	-	-	-	69	-	-	24,096	-
	48,047	-	-	883	-	-	-	-	307	-	-	49,237	-
()	44,066	-	-	1,299	-	-	-	-	-	-	-	45,365	-
Eurotank Oy	8,871	-	(9,555)	684	-	-	-	-	-	-	-	-	-
	111,433	-	-	-	-	-	-	-	-	-	-	111,433	-
TSC	193,066	-	-	-	-	-	-	-	1,622	-	-	194,688	-
MSC	2	-	-	-	-	-	-	-	-	-	-	2	(2)
()	1,777	-	-	17	-	-	-	-	-	-	-	1,794	-
	112,230	-	-	-	-	-	-	-	-	-	-	112,230	-
(“ ”)	33,456	-	-	3,077	-	-	-	-	-	-	-	36,533	-
(“ ”)	2,608	-	-	-	-	-	-	-	-	(2,070)	-	538	(2,070)
() (“ ”)	16,422	-	-	-	-	-	-	-	-	-	-	16,422	-
(“ ”)	28,311	-	-	88	-	-	-	-	-	-	-	28,399	-
	25,783	-	-	(1,349)	-	-	-	-	-	-	-	24,434	-
	45,151	-	-	1,534	-	-	-	-	-	-	-	46,685	-
	21,110	-	-	-	-	-	-	-	-	-	-	21,110	-

()

2018 1 1 2018 6 30
()

()

14 ()

(3) ()

		2017 12 31								2018 6 30			
	(“ ”)	119,246	-	-	-	-	-	-	1,485	-	-	120,731	-
		1,132	-	-	144	-	-	(579)	-	-	-	697	-
		6,296	-	-	-	-	-	-	-	-	-	6,296	-
	CIMC Arabia Factory Company Limited	2,971	-	-	-	-	-	-	-	-	-	2,971	-
	North searigas ltd	12,781	-	-	-	-	-	-	-	-	-	12,781	-
		18,290	-	-	(1,163)	-	-	-	-	-	-	17,127	-
		2,226	-	-	(173)	-	-	-	-	-	-	2,053	-
	(“ ”)	8,230	-	-	-	-	-	-	-	-	-	8,230	-
		13,093	-	-	(10)	-	-	-	-	-	-	13,083	-
		26,323	-	-	(195)	-	-	-	-	-	-	26,128	-
	(“ ”)	532,763	-	-	-	-	-	-	(5,652)	-	-	527,111	-
		1,755	-	-	(57)	-	-	-	-	-	-	1,698	-
		13,150	-	-	-	-	-	-	-	-	-	13,150	-
	(“ ”)	1,067	-	-	18	-	-	-	-	-	-	1,085	-
	(“ ”)	2,988	-	-	721	-	-	-	-	-	-	3,709	-
	UC Storage LLC	5,740	-	(5,740)	-	-	-	-	-	-	-	-	-
		21,345	-	-	(507)	-	-	-	121	-	-	20,959	-
	() (“ ”)	909	-	-	57	-	-	-	-	-	-	966	-
	(“ ”)	19,272	-	-	-	-	-	-	-	-	-	19,272	-

()

2018 1 1 2018 6 30
()

14 ()

(3) ()

		2017								2018		
		12 31								6 30		
		24,364	-	-	1,035	-	-	-	-	-	25,399	-
	(“ ”)	378	-	-	185	-	-	-	-	-	563	-
()		1,243	(1,243)	-	-	-	-	-	-	-	-	-
		4,464	-	2,880	-	-	-	-	-	-	7,344	-
()	(“ ”)	186,028	-	(186,028)	(2,290)	-	-	-	-	-	(2,290)	-
		3,120	-	-	-	-	-	-	-	-	3,120	-
		5	-	-	-	-	-	-	-	-	5	-
		15,980	-	-	270	-	-	-	-	-	16,250	-
		2,529	-	-	-	-	-	-	-	-	2,529	-
	()	30,539	-	-	-	-	-	-	-	-	30,539	-
		1,522	-	-	(319)	-	-	-	-	-	1,203	-
		8,306	-	-	726	-	-	-	-	-	9,032	-
		2,398	-	-	(1,772)	-	-	-	-	-	626	-
		1,998	-	-	-	-	-	-	-	-	1,998	-
		28,774	-	-	-	-	-	-	-	-	28,774	-
		19,954	-	-	(921)	-	-	-	-	-	19,033	-
OOS International holding		2,884	-	-	-	-	-	-	-	-	2,884	-
		5,589	-	(6,792)	-	-	-	-	-	-	(1,203)	-
		-	-	80,000	-	-	-	-	-	-	80,000	-
Mangrove Capital Global Limited		-	-	936	-	-	-	-	-	-	936	-
	(“ ”)	-	-	139,000	-	-	-	-	-	-	139,000	-
		-	-	16,141	883	-	-	-	-	-	17,024	-
		-	-	3,032	-	-	-	-	-	-	3,032	-
		1,873,185	(1,243)	33,874	3,658	-	-	(579)	(1,999)	(2,070)	1,904,826	(2,072)

()

2018 1 1 2018 6 30
()

()

14 ()

(3) ()

TSC

20%

2018 6 30

(2017 12 31)

MSC

()

2018 1 1 2018 6 30
()

()

15

	2018 6 30	2017 12 31
—	236,200	—
—	568,700	—
—	25,300	—
—	10	—
—	1	—
—	175,819	—
—Otto Energy Limited	4,210	—
	<u>1,010,240</u>	<u>—</u>

()

2018 1 1 2018 6 30
()

()

15

	2018 6 30	2017 12 31
—	8,125	—
—	273,775	—
	<u>281,900</u>	<u>—</u>
—	380,780	—
—	142,220	—
	<u>523,000</u>	<u>—</u>
—	20,000	—
—	5,300	—
	<u>25,300</u>	<u>—</u>
—	10	—
—	-	—
	<u>10</u>	<u>—</u>
—	1	—
—	-	—
	<u>1</u>	<u>—</u>
—	191,722	—
—	(15,903)	—
	<u>175,819</u>	<u>—</u>
Otto Energy Limited		
—	4,582	—
—	(372)	—
	<u>4,210</u>	<u>—</u>

16

	2018 6 30	2017 12 31
3	<u>424,154</u>	<u>—</u>

()

2018 1 1 2018 6 30
()
()

17

2017 1 1	1,139,285	613,323	1,752,608
	5,344	-	5,344
	21,120	-	21,120
	90,231	-	90,231
	34,424	-	34,424
	6,681	-	6,681
	(26,574)	(150,800)	(177,374)
	(5,045)	(48,800)	(53,845)
2017 12 31	<u>1,265,466</u>	<u>413,723</u>	<u>1,679,189</u>
2018 1 1	1,265,466	413,723	1,679,189
	2,081	-	2,081
2018 6 30	<u>1,267,547</u>	<u>413,723</u>	<u>1,681,270</u>

(2017 1-6)

2018 6 30 322,910,000 (2017 12 31 216,849,000)
208,760,000 2018 2019 2018 6 30
(2017 12 31 208,760,000)

()

2018 1 1 2018 6 30
()

()

18

	2018 6 30	2017 12 31
(a)	22,675,284	22,941,021
(b)	160,792	147,661
	<u>22,836,076</u>	<u>23,088,682</u>

(a)

2017 12 31	11,487,473	9,845,355	2,291,556	1,120,789	7,681,718	1,267,335	33,694,226
	-	-	432	63	-	-	495
	54,320	101,819	45,444	140,529	15,342	-	357,454
	34,316	199,906	21,436	15,024	-	-	270,682
	(164,616)	(87,055)	(25,266)	(30,366)	-	-	(307,303)
	-	-	-	-	-	-	-
	-	-	-	-	-	-	-
	(8,211)	(4,433)	11,561	340	78,733	9,023	87,013
2018 6 30	<u>11,403,282</u>	<u>10,055,592</u>	<u>2,345,163</u>	<u>1,246,379</u>	<u>7,775,793</u>	<u>1,276,358</u>	<u>34,102,567</u>
2017 12 31	2,933,679	4,396,754	1,168,294	543,978	1,158,593	261,887	10,463,185
	-	-	87	25	-	-	112
	165,583	309,504	110,266	56,310	152,003	12,002	805,668
	(42,482)	(39,942)	(16,613)	(18,660)	-	-	(117,697)
	-	-	-	-	-	-	-
	-	-	-	-	-	-	-
	(1,577)	(3,180)	4,784	55	13,762	2,219	16,063
2018 6 30	<u>3,055,203</u>	<u>4,663,136</u>	<u>1,266,818</u>	<u>581,708</u>	<u>1,324,358</u>	<u>276,108</u>	<u>11,167,331</u>
2017 12 31	239,038	47,689	1,253	2,040	-	-	290,020
	-	-	-	-	-	-	-
	-	-	-	4	-	-	4
	(21,082)	(5,496)	(98)	-	-	-	(26,676)
	(3,372)	(101)	77	-	-	-	(3,396)
2018 6 30	<u>214,584</u>	<u>42,092</u>	<u>1,232</u>	<u>2,044</u>	<u>-</u>	<u>-</u>	<u>259,952</u>
2018 6 30	8,133,495	5,350,364	1,077,113	662,627	6,451,435	1,000,250	22,675,284
2017 12 31	8,314,756	5,400,912	1,122,009	574,771	6,523,125	1,005,448	22,941,021

()

2018 1 1 2018 6 30
()

()

18 ()

(a)

2018 6 30	255,395,000	(406,211,000)	500,000,000
(2017 12 31	353,331,000)	27	
2,163,000	2,196,000		2017
12 31			

2018 1-6	805,668,000	(2017 1-6 916,498,000)
(2017 1-6	776,825,000	9,897,000 129,776,000)
		674,744,000 11,133,000 119,791,000

2018 1-6	270,682,000	(2017 1-6 414,166,000)
----------	-------------	-------------------------

(1)

2018 6 30	318,572,000	(514,478,000)
(2017 12 31	148,018,000	214,983,000)

362,278	(106,185)	(6,629)	249,464
112,100	(59,097)	(12,274)	40,729
5,987	(3,038)	-	2,949
34,113	(8,629)	(54)	25,430
<u>514,478</u>	<u>(176,949)</u>	<u>(18,957)</u>	<u>318,572</u>

(2)

2018 6 30				2017 12 31			
-	-	-	-	-	-	-	-
14,875	(1,415)	(1)	13,459	14,779	(677)	-	14,102
218,603	(98,668)	(2,722)	117,213	33,031	(14,377)	-	18,654
<u>233,478</u>	<u>(100,083)</u>	<u>(2,723)</u>	<u>130,672</u>	<u>47,810</u>	<u>(15,054)</u>	<u>-</u>	<u>32,756</u>

()

2018 1 1 2018 6 30
()

()

18 ()

(a)

(3)

369,601

(b)

()

2018 1 1 2018 6 30
()

()

19

(1)

	2018 6 30		2017 12 31	
	19,295,886	-	19,295,886	18,723,948
	2,828,966	-	2,828,966	2,750,212
H273 H1284	106,769	-	106,769	76,842
	66,004	-	66,004	54,583
	53,905	-	53,905	50,897
	18,265	-	18,265	18,030
	17,534	-	17,534	15,633
	228,065	-	228,065	-
	17,995	-	17,995	13,678
	11,704	-	11,704	11,522
	-	-	-	11,414
	116,763	-	116,763	5,352
	4,615	-	4,615	4,615
	-	-	-	4,601
2000T	3,178	-	3,178	3,178
	3,292	-	3,292	1,956
	694,773	(1,320)	693,453	449,444
	<u>23,467,714</u>	<u>(1,320)</u>	<u>23,466,394</u>	<u>22,195,905</u>
				<u>(1,320)</u>
				<u>22,194,585</u>

2018 6 30
12 31 1,548,112,000)
3.53%)

1,807,840,000 (2017
4.91% (2017

2018 6 30 (2017 12 31)

()

2018 1 1 2018 6 30
()

()

19 ()

(2)

		2017				2018							
		12 31				6 30				(%)			
		26,683,353	18,723,948	474,682	-	-	19,295,886	92%	28%-100%	1,515,255	194,105	4.91%	97,256
H273	H1284	2,886,965	2,750,212	65,367	-	-	2,828,966	98%	99%	292,585	65,623	4.91%	13,387
		148,870	76,842	31,737	(1,810)	-	106,769	73%	73%	-	-	0.00%	-
		181,160	54,583	11,421	-	-	66,004	36%	36%	-	-	0.00%	-
		60,000	50,897	3,008	-	-	53,905	90%	90%	-	-	0.00%	-
		22,000	18,030	235	-	-	18,265	83%	83%	-	237	1.30%	-
		20,500	15,633	1,901	-	-	17,534	86%	80%	-	-	0.00%	-
		1,224,722	-	228,065	-	-	228,065	17%	80%	-	-	0.00%	-
		39,574	13,678	8,264	(3,339)	(608)	17,995	99%	75%	-	-	0.00%	-
		20,050	11,522	182	-	-	11,704	58%	75%	-	-	0.00%	-
		60,000	11,414	48,357	(59,771)	-	-	100%	100%	-	-	0.00%	-
		156,550	5,352	111,411	-	-	116,763	75%	75%	-	-	0.00%	-
		69,970	4,615	-	-	-	4,615	60%	60%	-	-	0.00%	-
		388,222	4,601	-	(4,601)	-	-	80%	100%	-	-	0.00%	-
2000T		287,876	3,178	-	-	-	3,178	98%	98%	-	-	0.00%	-
		6,935	1,956	2,045	(454)	(255)	3,292	58%	60%	-	-	0.00%	-
		-	448,124	447,332	(200,708)	-	693,453	0%	0%	-	-	-	(1,295)
		-	22,194,585	1,434,007	(270,683)	(863)	23,466,394			1,807,840	259,965	-	- 109,348

2018 6 30

1,320,000 (2017 12 31 1,320,000)

()

2018 1 1 2018 6 30
()

()

20

(1)

2017 12 31	4,114,542	2,074,462	136,177	417,030	332,104	111,700	111,987	7,298,002
	-	69	-	-	-	-	-	69
	83,882	29,263	-	-	-	-	-	113,145
	(40,280)	(21,419)	-	(806)	-	-	-	(62,505)
	-	-	-	-	-	-	-	-
	-	-	-	-	-	-	-	-
	952	(4,864)	1,168	(1,510)	(334)	238	(16)	(4,366)
2018 6 30	4,159,096	2,077,511	137,345	414,714	331,770	111,938	111,971	7,344,345
2017 12 31	749,016	1,162,841	32,510	227,677	208,219	31,339	11,849	2,423,451
	-	18	-	-	-	-	-	18
	47,127	81,852	-	10,515	16,100	865	1,688	158,148
	(9,959)	(10,489)	-	-	-	-	-	(20,448)
	-	-	-	-	-	-	-	-
	-	-	-	-	-	-	-	-
	1,072	(2,288)	277	(362)	(394)	271	(16)	(1,440)
2018 6 30	787,256	1,231,934	32,787	237,830	223,925	32,475	13,521	2,559,729
2017 12 31	-	5,387	103,667	1,989	52,264	-	-	163,307
	-	-	-	-	-	-	-	-
	-	-	-	-	-	-	-	-
	-	(308)	891	(179)	-	-	-	404
2018 6 30	-	5,079	104,558	1,810	52,264	-	-	163,711
2018 6 30	3,371,840	840,498	-	175,074	55,581	79,463	98,450	4,620,905
2017 12 31	3,365,526	906,234	-	187,364	71,621	80,361	100,138	4,711,244

2018 1-6 158,148,000 (2017 1-6 175,343,000)

()

2018 1 1 2018 6 30
()

()

20

(2) 2018 6 30

54,163
43,000
1,734
<u>98,897</u>

(3) 2018 6 30 (2017 12 31)

(4) 2018 6 30
53,300,000 (2017 12 31 53,300,000)

21

2017 12 31		2018 6 30	
47,629	12,885	-	60,514
19,770	185	-	19,955
<u>67,399</u>	<u>13,070</u>	<u>-</u>	<u>80,469</u>

2018 1-6 340,299,000 (2017 1-6 309,498,000)
 327,229,000 (2017 1-6 288,459,000) , 13,070,000
 (2017 1-6 21,039,000) 2018 1-6
 0%(2017 1-6 9.61%)

()

2018 1 1 2018 6 30
()
()

22

	2017 12 31				2018 6 30
	625,390	-	-	(1,513)	623,877
Vehicles UK	344,664	-	-	(4,775)	339,889
TGESA	170,144	-	-	(2,106)	168,038
	86,558	-	-	-	86,558
Bassoe	132,245	-	-	-	132,245
Pteris	108,196	-	-	-	108,196
	132,145	-	-	-	132,145
	103,530	-	-	-	103,530
(1)	582,696	4,060	-	(512)	586,244
	2,285,568	4,060	-	(8,906)	2,280,722
	93,330	-	-	-	93,330
	38,000	-	-	-	38,000
	41,793	2,087	-	244	44,124
	173,123	2,087	-	244	175,454
	2,112,445	1,973	-	(9,150)	2,105,268

(1)

(2)

	2018 6 30	2017 12 31
	124,146	120,085
	411,066	415,664
	1,030,528	1,036,235
	229,456	229,460
	120,558	120,558
	38,815	38,815
	121,873	121,873
	28,826	29,755
	2,105,268	2,112,445

23

2017 12 31				2018 6 30
7,612	-	608	(1,686)	(2) 6,532
103,724	-	41,291	(24,916)	1,478 121,577
16,172	-	5,086	(1,879)	- 19,379
19,523	-	27,820	(13,593)	607 34,357
58,208	-	18,826	(16,105)	39 60,968
205,239	-	93,631	(58,179)	2,122 242,813
-	-	-	-	-
205,239	-	93,631	(58,179)	2,122 242,813

()

2018 1 1 2018 6 30
()

24

/

(1)

/()

/()

3,022,208	712,326	3,015,044	710,854
1,037,318	218,631	999,526	209,194
1,597,624	343,314	1,750,600	381,558
230,674	47,620	555,749	120,791
2,650,578	507,027	2,572,434	485,290
163,734	37,227	1,063	266
3,048	762	3,048	762
19,816	4,335	18,136	4,534
210,082	42,017	318,960	74,698
8,935,082	1,913,259	9,234,560	1,987,947
(115,404)	(454,157)	(2,285,238)	(571,310)
8,819,678	1,459,102	6,949,322	1,416,637
	276,044		443,585
	1,183,058		973,052
	1,459,102		1,416,637

(7,759)	(1,675)	(5,563)	(1,386)
(422,627)	(101,233)	(611,525)	(158,100)
(1,052,706)	(240,396)	(1,046,962)	(239,756)
(1,819,792)	(454,948)	(2,274,744)	(568,686)
(575,750)	(142,660)	(550,204)	(137,551)
(229,210)	(48,682)	(380,036)	(121,535)
(262,580)	(65,645)	(262,580)	(65,645)
(1,046,367)	(208,956)	(234,564)	(79,988)
(5,416,791)	(1,264,195)	(5,366,178)	(1,372,647)
115,404	454,157	2,285,238	571,310
(5,301,387)	(810,038)	(3,080,940)	(801,337)
	(103,705)		(165,263)

()

2018 1 (1 2018 6 30
(

()

2018 1 1 2018 6 30
()

()

25

	2018 6 30	2017 12 31
(i)	17,366	-
	7,304	13,516
	6,956	6,956
	-	64,094
	-	3,249
	-	71
	<u>31,626</u>	<u>87,886</u>
2018 6 30 (2017 12 31)		5%(5%)
(i):		- 1
	10.62%	(15.00% 70.80%)

26

2017 12 31		2018 1 1				2018 6 30	
757,177	79,611	836,788	42,037	(36,072)	(985)	(562)	841,206
396,543	61,228	457,771	31,709	(2,562)	(6,317)	(472)	480,129
864,992	36,734	901,726	38,144	(2,758)	(722)	(2)	936,388
3,065	(3,065)						-
	32,714	32,714	4,314	-	(22,042)	503	15,489
<u>2,021,777</u>	<u>207,222</u>	<u>2,228,999</u>	<u>116,204</u>	<u>(41,392)</u>	<u>(30,066)</u>	<u>(533)</u>	<u>2,273,212</u>
282,417	-	282,417	1,513	(1,202)	(2,549)	-	280,179
374,359	(32,714)	341,645	13,933	(8,652)	(8,762)	(2,699)	335,465
2		2	2,070	-	-	-	2,072
290,020		290,020	4	-	(26,676)	(3,396)	259,952
1,320		1,320	-	-	-	-	1,320
163,307		163,307	-	-	-	404	163,711
173,123		173,123	2,087	-	-	244	175,454
		-	-	-	-	-	-
<u>1,284,548</u>	<u>(32,714)</u>	<u>1,251,834</u>	<u>19,607</u>	<u>(9,854)</u>	<u>(37,987)</u>	<u>(5,447)</u>	<u>1,218,153</u>
<u>3,306,325</u>	<u>174,508</u>	<u>3,480,833</u>	<u>135,811</u>	<u>(51,246)</u>	<u>(68,053)</u>	<u>(5,980)</u>	<u>3,491,365</u>

()

2018 1 1 2018 6 30
()

()

27

2018 6 30

2017 12 31

2018 6 30

-	1	1,353,836	218,696	(550,157)	-	1,022,375
-	4	72,475	7,697	(8,623)	-	71,549
-	11	21,060	-	(2,060)	-	19,000
-	13	8,015,023	-	-	-	8,015,023
-	18	353,331	2,164	(97,937)	-	257,558
		<u>9,815,725</u>	<u>228,557</u>	<u>(658,777)</u>	-	<u>9,385,505</u>

18

28

()

2018 1 1 2018 6 30
()

28

(1)

	2018 6 30	2017 12 31
(a)	185,894	417,560
	2,142,949	1,506,156
	359,271	364,490
	<u>2,688,114</u>	<u>2,288,206</u>
(b)	51,910	96,987
	<u>51,910</u>	<u>96,987</u>
(c)	165,150	-
	<u>165,150</u>	<u>-</u>
	14,022,114	10,133,467
	152,649	197,552
	4,339,571	2,330,975
	309,213	249,100
	55,581	-
	<u>18,879,128</u>	<u>12,911,094</u>
	19,000	21,060
	<u>19,000</u>	<u>21,060</u>
	<u>21,803,302</u>	<u>15,317,347</u>

()

2018 1 1 2018 6 30
()

()

28 ()

(1) ()

(a) 2018 6 30 614,900,000 ;
Ziegler 46,957,000(359,271,000);
19,900,000 ;
1,200,278,000 8,093,000(
53,562,000); 30,000,000
97,009,000 20,000,000
132,332,000 180,862,000

(b) 2018 6 30 51,910,000

(c) 2018 6 30 165,150,000

(d) 2018 6 30 5%(5%)

(e) 2018 6 30 1.40% 6.80%(2017 12 31 1.30% 6.09%)

()

2018 1 1 2018 6 30
()

()

29

(1)

2018 6 30	2017 12 31
1,657,907	1,785,456
13,134,071	12,216,311
<u>14,791,978</u>	<u>14,001,767</u>

a

2018 6 30	2017 12 31
982,673	1,331,106
675,234	454,350
<u>1,657,907</u>	<u>1,785,456</u>

b

2018 6 30	2017 12 31
11,322,547	10,124,956
621,072	559,737
400,171	341,552
124,922	387,357
388,731	579,407
92,205	81,816
79,818	43,661
104,605	97,825
<u>13,134,071</u>	<u>12,216,311</u>

2018 6 30 2017 12 31

1 (1)	12,589,779	11,538,059
1 2 (2)	160,611	313,282
2 3 (3)	154,099	157,749
3	229,582	207,221
	<u>13,134,071</u>	<u>12,216,311</u>

2018 6 30
678,252,000)

544,292,000 (2017 12 31

1

()

2018 1 1 2018 6 30
()

()

29

()

(2)

5%(5%)

30

2018 6 30

2017 12 31

5,169,120

5,169,120

()

2018 1 1 2018 6 30
()

31

	2018 6 30	2017 12 31
(1)	2,454,137	2,678,016
(2)	27,617	31,862
(3)	2,062	3,604
	<u>2,483,816</u>	<u>2,713,482</u>

(1)

	2017 12 31			2018 6 30	
	2,231,158	2,915,913	(3,089,513)	(2,334)	2,055,224
	291,339	-	(4,974)	-	286,365
	24,851	86,761	(85,286)	(19)	26,307
	64,044	19,488	(31,736)	(140)	51,656
	17,559	84,914	(86,599)	(4)	15,870
	13,444	71,289	(72,389)	(4)	12,340
	2,079	8,478	(9,068)	-	1,489
	2,036	5,147	(5,142)	-	2,041
	49,065	342,191	(372,205)	(336)	18,715
	<u>2,678,016</u>	<u>3,449,267</u>	<u>(3,670,313)</u>	<u>(2,833)</u>	<u>2,454,137</u>

(2)

	2017 12 31			2018 6 30	
	27,846	207,412	(211,449)	(20)	23,789
	3,810	4,820	(5,008)	-	3,622
	206	1,159	(1,159)	-	206
	<u>31,862</u>	<u>213,391</u>	<u>(217,616)</u>	<u>(20)</u>	<u>27,617</u>

(3)

	2018 6 30	2017 12 31
(i)	2,062	3,604
(i) 2018 6 30		2,062,000

1%

0%~100%

3%

()

2018 1 1 2018 6 30
()

()

32

2018 6 30	2017 12 31
307,322	186,770
497,128	822,993
36,335	32,777
18,330	26,230
12,741	16,385
191,491	184,597
138,992	94,234
<u>1,202,339</u>	<u>1,363,986</u>

()

2018 1 1 2018 6 30
()

()

33

(1)

2018 6 30	2017 12 31
2,114,497	2,272,430
2,035,682	1,881,848
490,978	638,480
562,643	314,679
67,225	95,402
32,178	65,395
111,859	760,942
19,828	20,755
601	2,063
2,777	16,930
474	280
-	27,517
398,872	239,828
605	-
698,775	377,793
249,980	199,980
179,711	39,082
219,554	86,241
49,530	52,490
869,201	254,434
48,417	254,434
820,784	-
978,177	517,992
<u>8,384,372</u>	<u>7,486,768</u>

(2) 1

(3) 5%(5%)

()

2018 1 1 2018 6 30
()

()

34

	2018 6 30	2017 12 31
36		
	1,467,644	2,134,980
	1,771,992	1,476,028
	68,102	371,618
	<u>3,307,738</u>	<u>3,982,626</u>
	77,812	107,388
	(4,073)	(14,034)
	<u>73,739</u>	<u>93,354</u>
	3,478	7,255
	<u>77,217</u>	<u>100,609</u>
	143	2,344
	<u>3,385,098</u>	<u>4,085,579</u>

35

	2018 6 30	2017 12 31
	1,000,000	-
	14,288	-
	-	588,235
	916	7,672
	<u>1,015,204</u>	<u>595,907</u>

(1)

2016 6 21

2016 7 28

[2016] SCP206

150

2018 6 20

2018

10

(2)

Fortune

2016 5 20 Fortune

Fortune

90,000,000(

4.5
588,235,000)

2017 10 17

2018 1 17

()

2018 1 1 2018 6 30
()

()

36

(1) 2018 6 30
752,903,000(4,981,656,000) 267,810,000(1,771,992,000)

(2) 2018 6 30
CIMC Vehicles UK Limited [Vehicles UK]
) 6,094,000(52,678,000 24,000,000(207,792,000)
6,878,000 2,331,000(15,424,000)
516,018,000 143,558,000 Fortune)
77,988,000

()

2018 1 1 2018 6 30
()

()

37

2018 6 30 7,986,500	2017 12 31 7,986,500
------------------------	-------------------------

(1)

-16	MTN1(i)	3,500,000	2016/8/11 3	3,500,000
-16	MTN2(i)	2,500,000	2016/8/22 3	2,500,000
-16	MTN3(ii)	2,000,000	2016/10/17 3+N	1,986,500
		8,000,000		7,986,500

(i)

2016 8 11			35		60
100			(3.07%)		8 11
	2019 8 11				
2016 8 22			25		
100			(3.15%)		8 22
	2019 8 22				

(ii)

2016 10 17			20		
1,986,500,000			3		3.89%
2017 10 14					
				2019 4 10 14	3
					(
					80%

()

2018 1 1 2018 6 30
()

()

38

2018 6 30	2017 12 31
202,449	229,806
(4,956)	(10,585)
<u>197,493</u>	<u>219,221</u>
99,082	101,834
14,055	14,127
500	26,214
<u>311,130</u>	<u>361,396</u>

(1)

2018 6 30
(6 30)

(

	2018 6 30	2017 12 31
(1)	77,812	107,388
2 (2)	130,706	182,388
3 (3)	53,379	5,427
	<u>18,364</u>	<u>41,991</u>
	280,261	337,194
	<u>(9,029)</u>	<u>(24,619)</u>
	<u>271,232</u>	<u>312,575</u>

(2)

5%(5%)

(3)

2017 12 31	2018 6 30
14,127	14,055
200	(272)

()

2018 1 1 2018 6 30
()

()

()

2018 1 1 2018 6 30
()

40 ()

(1)

	2017 12 31							2018 6 30						
	188,540	-	-	-	-	-	-	188,540						
	177,121	-	-	(3,566)	-	-	-	173,555						
	76,927	-	-	(1,735)	-	-	-	75,192						
	46,384	-	-	(1,573)	-	-	-	44,811						
	38,000	-	-	-	-	-	-	38,000						
	28,612	-	-	(793)	-	-	-	27,819						
	27,321	-	-	(462)	-	-	-	26,859						
	27,537	-	-	(1,155)	-	-	-	26,382						
	6,301	21,700	-	(4,922)	-	-	-	23,079						
	14,840	-	-	-	-	-	-	14,840						
	13,484	-	-	(566)	-	-	-	12,918						
	11,092	-	-	(152)	-	-	-	10,940						
	9,599	-	-	(131)	-	-	-	9,468						
	8,440	-	-	-	-	-	-	8,440						
	8,205	-	-	-	-	-	-	8,205						
	7,820	-	-	(100)	-	-	-	7,720						

#\$.D0:L'tl"d zñ0'B \$!#eÑµñ" £ G@-

()

2018 1 1 2018 6 30
()

()

41

2018 6 30	2017 12 31
1,249,826	1,249,826
487,632	487,632
12,286	11,607
1,118	
38,283	37,807
524,143	22,681
<u>2,313,288</u>	<u>1,809,553</u>

(1) 2015 12 18 ()
 () ()
) ()
) 2016 1
 166,173,000(2016 1 22 1,089,580,000) 15,233,000(
 100,000,000) 2015 12 9,288,117(2015 12 18 60,246,000
) 100,000,000 16.822% 1.544% 0.929% 1.544%
 2020 12 31 IPO
 ()
 (a) (b)
 () 8%

2018 6 30
 1,249,826,000 (2017 12 31 1,249,826,000)

()

2018 1 1 2018 6 30
()

()

42

2017 12 31					2018 6 30
<u>499</u>	<u>-</u>	<u>-</u>	<u>381</u>	<u>880</u>	
1,265,813	2,067	-	(381)	1,267,499	
<u>1,716,577</u>	<u>-</u>	<u>-</u>	<u>-</u>	<u>1,716,577</u>	
<u>2,982,889</u>	<u>2,067</u>	<u>-</u>	<u>-</u>	<u>2,984,956</u>	

2016 12 31					2017 12 31
<u>699</u>	<u>-</u>	<u>-</u>	<u>(200)</u>	<u>499</u>	
1,261,301	4,312	-	200	1,265,813	
<u>1,716,577</u>	<u>-</u>	<u>-</u>	<u>-</u>	<u>1,716,577</u>	
<u>2,978,577</u>	<u>4,312</u>	<u>-</u>	<u>-</u>	<u>2,982,889</u>	

1.00

()

2018 1 1 2018 6 30
()

()

43

2017 12 31

2018 6 30

2,033,043

51,900

(2,084,943)

-

2016 12 31

2017 12 31

2,049,035

87,808

(103,800)

2,033,043

2015 6 16
1,981,143,000

20

3

5.19%

2016 6 16

4

3

2018 6 16

(

)

2018 6 19

2015

()

2018 1 1 2018 6 30
()

()

44

	2017 12 31			2018 6 30
	3,664,244	40,569	-	3,704,813
-	692	-	-	692
-	257	-	-	257
-	400,716	2,164	(15,703)	387,177
-	15,168	-	(1,411)	13,757
-	1,437,005	-	-	1,437,005
-)	989,052	28,976	-	

()

2018 1 1 2018 6 30
()

()

45

		2018 1-6					
		2017			2018		
		12 31			6 30		
—		43,754	-	-	-	-	43,754
—		(489)	-	(50,744)	-	(50,744)	(51,233)
—		3,734	-	(2,946)	442	(2,504)	1,230
—		-	456,295	-	-	-	456,295
—		(288,833)	-	(158,306)	-	(170,394)	(459,227)
—		(2,287)	-	1,331	(266)	1,065	(1,222)
—		(39,086)	-	-	-	-	(39,086)
—		16,448	-	-	-	-	16,448
-		486,062	-	-	-	-	486,062
		<u>219,303</u>	<u>456,295</u>	<u>(210,665)</u>	<u>176</u>	<u>(222,577)</u>	<u>12,088</u>
							<u>453,021</u>

		2017					
		2016			2017		
		12 31			12 31		
-		43,754	-	-	-	-	43,754
-		(3,344)	862	(294)	568	-	(2,776)
-		80	4,299	(645)	3,654	-	3,734
-		(164,200)	(182,393)	-	(124,633)	(57,760)	(288,833)
-		-	(52,115)	13,029	(39,086)	-	(39,086)
-		-	16,448	-	16,448	-	16,448
-		481,051	6,681	(1,670)	5,011	-	486,062
		<u>357,341</u>	<u>(206,218)</u>	<u>10,420</u>	<u>(138,038)</u>	<u>(57,760)</u>	<u>219,303</u>

46

2017		2018	
12 31		6 30	
1,491,443	-	1,491,443	-
1,790,092	-	1,790,092	-
<u>3,281,535</u>	<u>-</u>	<u>3,281,535</u>	<u>-</u>

2016		2017	
12 31		12 31	
1,489,287	2,156	1,491,443	-
1,790,092	-	1,790,092	-
<u>3,279,379</u>	<u>2,156</u>	<u>3,281,535</u>	<u>-</u>

()

2018 1 1 2018 6 30
()

()

46 ()

10%

(50%)

47

	2018 1-6	2017
	19,734,494	17,495,053
	(147,114)	-
	19,587,380	17,495,053
	965,397	2,509,242
	(51,900)	(87,808)
	-	(2,156)
(1)	(806,532)	(179,837)
	<u>19,694,345</u>	<u>19,734,494</u>

(1)

	2018 1-6	2017
	<u>806,532</u>	
		<u>179,837</u>

2018 6 8
(2017 0.06)

2018 7 20
806,532,000 (2017 179,837,000)

0.27

48

	2018 1-6	2017 1-6
	<u>42,561,350</u>	<u>32,656,928</u>
	999,048	730,224
	<u>43,560,398</u>	<u>33,387,152</u>
	37,052,230	26,911,617
	500,501	329,947
	<u>37,552,731</u>	<u>27,241,564</u>

10%

()

2018 1 1 2018 6 30
()

()

48

()

(1)

2018 1-6		2017 1-6	
37,531,525	33,191,967	27,745,363	22,723,465
2,653,406	2,274,982	2,752,566	2,371,653
1,800,838	1,182,121	1,649,559	1,394,104
428,127	284,365	378,592	317,409
147,454	118,794	130,848	104,986
<u>42,561,350</u>	<u>37,052,229</u>	<u>32,656,928</u>	<u>26,911,617</u>

(2)

2018 1-6		2017 1-6	
807,057	327,202	532,435	239,624
191,991	173,299	197,789	90,323
<u>999,048</u>	<u>500,501</u>	<u>730,224</u>	<u>329,947</u>

15,406,716	11,160,589	5,941,211	4,021,325	1,698,707	1,551,810	1,043,616	563,738	152,355	1,021,283	42,561,350
15,406,716	11,160,589	3,748,200	4,021,325	1,431,972	1,551,810	-	-	152,355	1,021,283	38,494,250
-	-	2,193,011	-	266,735	-	-	563,738	-	-	3,023,484
-	-	-	-	-	-	1,043,616	-	-	-	1,043,616

()

2018 1 1 2018 6 30
()

()

49

2018 1-6	2017 1-6	
47,877	44,238	7%
25,687	17,849	
35,991	35,470	3%
56,100	57,577	
36,341	37,406	
18,222	13,490	
9,739	10,153	
<u>229,957</u>	<u>216,183</u>	

50

2018 1-6	2017 1-6
398,621	352,785
592,702	521,157
133,678	149,651
85,488	44,637
23,596	27,038
18,320	5,857
24,447	17,489
105,205	137,639
<u>1,382,057</u>	<u>1,256,253</u>

()

2018 1 1 2018 6 30
()

()

51

2018 1-6	2017 1-6
1,094,734	1,004,200
127,608	113,415
119,791	134,408
112,120	110,796
82,007	75,806
68,232	165,200
56,379	34,293
46,776	49,006
4,435	9,583
360,442	382,873
<u>2,072,524</u>	<u>2,079,580</u>

52

2018 1-6	2017 1-6
327,229	288,459

53

-

	2018 1-6	2017 1-6
	897,655	779,849
	263,549	257,584
	222,248	117,661
()/	(58,230)	111,742
	38,896	77,905
	<u>392,524</u>	<u>594,251</u>

()

()

2018 1 1 2018 6 30
()

()

55

2018 1-6	2017 1-6
5,965	25,988
29,147	141,923
35,386	61,838
4,314	-
<u>74,812</u>	<u>229,749</u>
311	6,675
5,281	(3,521)
2,070	-
4	1,534
2,087	-
<u>9,753</u>	<u>4,688</u>
<u>84,565</u>	<u>234,437</u>

56

2018 1-6	2017 1-6
93,505	57,088
16,378	27,472
11,096	6,472
<u>120,979</u>	<u>91,032</u>

()

2018 1 1 2018 6 30
()

()

57

	2018 1-6	2017 1-6
	33,557	(1,830)
	6,906	4,106
	-	533
	25,375	2,538
/()	116,892	(25,460)
	13,041	9,485
	<u>195,771</u>	<u>(10,628)</u>

58

	2018 1-6	2017 1-6
-		
1.	21,284	29,834
2.	129,930	(73,769)
-	(33,557)	1,830
	<u>117,657</u>	<u>(42,105)</u>
-		
/()	(162,154)	9,479
	<u>(162,154)</u>	<u>9,479</u>
	<u>(44,497)</u>	<u>(32,626)</u>

59

2018 1-6	2017 1-6	2018 1-6
37,319	6,804	37,319
-	6,935	-
<u>37,319</u>	<u>13,739</u>	<u>37,319</u>

()

2018 1 1 2018 6 30
()

()

60

2018 1-6	2017 1-6	2018 1-6
2,344	2,694	2,344
1,301	5,868	1,301
4,191	7,348	4,191
14,057	37,306	14,057
<u>21,893</u>	<u>53,216</u>	<u>21,893</u>

61

2018 1-6	2017 1-6	2018 1-6
507	352	507
2,956	1,699	2,956
6,181	11,486	6,181
943	679	943
9,878	800	9,878
<u>20,465</u>	<u>15,016</u>	<u>20,465</u>

()

2018 1 1 2018 6 30
()

()

62

2018 1-6	2017 1-6
547,793	499,609
(33,939)	10,024
<u>513,854</u>	<u>509,633</u>

2018 1-6	2017 1-6
1,829,811	1,576,142
451,757	395,233
(78,348)	(63,499)
13,606	20,714
(76,982)	(90,621)
(21,020)	(5,941)
168,984	112,902
58,317	142,126
(1,307)	(735)
(1,153)	(546)
<u>513,854</u>	<u>509,633</u>

()

2018 1 1 2018 6 30
()

()

63

(1)

2018 1-6

2017 1-6

965,397

796,898

(51,900)

(35,908)

913,497

760,990

2,984,385

2,979,059

()

(/)

0.3061

0.2554

0.3061

0.2554

(2)

2018 1-6

2017 1-6

965,397

796,898

(51,900)

(35,908)

(4,113)

(1,371)

909,384

759,619

2,993,179

2,986,410

()

() () ()

(/)

0.3038

0.2544

(a)

()

2018 1-6

2017 1-6

2,984,385

2,979,059

8,794

7,351

2,993,179

2,986,410

()

() ()

6,000

2,984,384,669

2.01%

()

2018 1 1 2018 6 30
()

()

64

(1)

<u>2018 1-6</u>	<u>2017 1-6</u>
291,227	595,255
4,191	24,192
1,301	6,935
68,063	83,278
<u>364,782</u>	<u>709,660</u>

(2)

<u>2018 1-6</u>	<u>2017 1-6</u>
592,702	520,417
82,007	75,806
327,229	288,459
61,853	44,543
23,596	24,163
360,442	422,873
363,011	146,851
<u>1,810,840</u>	<u>1,523,112</u>

(3)

<u>2018 1-6</u>	<u>2017 1-6</u>
752,134	-
<u>752,134</u>	<u>-</u>

(4)

<u>2018 1-6</u>	<u>2017 1-6</u>
18,332	4,506
62,700	-
<u>81,032</u>	<u>4,506</u>

(5)

<u>2018 1-6</u>	<u>2017 1-6</u>
-	81,616
<u>-</u>	<u>81,616</u>

()

2018 1 1 2018 6 30
()

()

65

(1)

(a)

2018 1-6	2017 1-6
1,315,957	1,066,509
84,565	234,437
805,668	916,498
158,148	175,734
58,179	60,679
(37,319)	(13,739)
44,497	32,626
457,520	404,604
(195,771)	10,628
4,435	9,583
(42,907)	(19,246)
8,968	30,470
1,815,656	922,591
(6,805,317)	(6,337,636)
1,471,482	1,838,046
<u>(856,239)</u>	<u>(668,216)</u>

(b)

2018 1-6	2017 1-6
4,643,026	5,940,423
5,442,857	6,338,667
<u>(799,831)</u>	<u>(398,244)</u>

()

2018 1 1 2018 6

64 0 -0/TT14 1 Tf.801.31d3TD0 Tc44aa3822

()

2018 1 1 2018 6 30
()

()

66

2018 6 30

-			
	197,005	7.6511	1,507,302
	495,300	6.6181	3,277,943
	377,446	0.8431	318,225
	7,203	8.6580	62,366
	388,749	0.1998	77,672
	3,599	4.8638	17,504
	208,130	0.0599	12,467
			133,244
			5,406,723
-			
	2,298,107	6.6181	15,209,105
	167,994	7.6511	1,285,339
	49,831	8.6580	431,439
	509,933	0.0599	30,545
	38,189	0.8431	32,197
	6,132	4.8638	29,827
	32,988	0.1998	6,591
			267,811
			17,292,854
-			
	121,784	6.6181	805,981
	23,434	7.6511	179,298
	4,265	8.6580	36,930
	21,862	0.8431	18,432
	304	4.8638	1,477
	3,884	0.1998	776
			80,653
			1,123,547
-			
	50,460	6.6181	333,952
	25,067	8.6580	217,030
	48,795	0.8431	41,139
			6,415
			598,536

()

2018 1 1 2018 6 30
()

()

66

()

2018 6 30

-			
	2,173,306	6.6181	14,383,158
	66,908	7.6511	511,920
			347,293
			15,242,371
-			
	230,507	6.6181	1,525,517
	52,741	8.6580	456,632
	149,913	7.6511	1,146,996
	67,031	0.8431	56,514
	6,856	4.8638	33,345
	92,888	0.1998	18,559
			200,988
			3,438,551
-			
	151,340	6.6181	1,001,586
	40,722	7.6511	311,569
	9,425	8.6580	81,599
	207,396	0.0599	12,423
	9,768	0.8431	8,235
	1,393	4.8638	6,774
	17,593	0.1998	3,515
			153,531
			1,579,232
-			
	3,266,680	6.6181	21,619,216
	17,916	8.6580	155,114
		4.8638	123
			21,774,453
-			
	23,137	6.6181	153,120

((1)(a))

()

2018 1 1 2018 6 30
()

1

2

()

2018 1 1 2018 6 30
()

1

2018 6 30
702,229,906.84

623

346

()

2018 1 1 2018 6 30
()

()

1 ()

(1)

(i)

1	()	,	13,769.87	100.00%	-
2	()	,	8,000	-	100.00%
3	()		2,400	-	70.00%
4	()		770	-	71.00%
5	()		5,000	-	100.00%
6	()		3,995.64	18.50%	81.50%

()

2018 1 1 2018 6 30
()

()

1 ()

(1) ()

(i) ()

7

()

2018 1 1 2018 6 30
()

()

1 ()

(1) ()

(i) ()

13		65,49.8958	-	100.00%
()				
14		3,500	-	70.31%
()				
15		4,770	-	70.31%
()				
16		20,000	-	63.33%
()				
17		6,288	44.34%	35.25%
()				

()

2018 1 1 2018 6 30
()

6x 3 ?L† ø .

()

2018 1 1 2018 6 30
()

()

1 ()

(1) ()

(i) ()

24	()	2,500	-	63.33%
25	()	12,900	-	63.33%
26	()	13,793	-	63.33%
27	()	1,000	-	63.33%
28	()	7,000	75.00%	25.00%
29	()	2,940.50	-	75.80%

()

2018 1 1 2018 6 30
()

()

1 ()

(1) ()

(i) ()

30	()	,	6,994.56	-	70.31%
31	()		1,350	-	54.70%
32	()		12,831	-	100.00%
33	()		25,952	-	100.00%
34	()		500	-	88.71%
35	()		500	-	100.00%

()

2018 1 1 2018 6 30
()

()

1 ()

(1) ()

(i) ()

36	()	3,000	-	100.00%
37	()	20,412.30	98.53%	1.47%
38	()	8,000	-	63.33%
39	()	21,222.51	44.33%	19.00%
40	()	3,918.41	-	100.00%

()

2018 1 1 2018 6 30
()

()

1 ()

(1) ()

(i) ()

41	()	1,000	-	83.50%
42	()	2,012	-	100.00%
43	()	800	75.00%	25.00%
44	()	4,517	62.70%	37.30%
45	()	7,029.4188	59.46%	8.54%
46	()	45,000	-	100.00%

()

()

2018 1 1 2018 6 30
()

()

1 ()

(1) ()

(i) ()

53	()	15,000	75.00%
54	()	100	-
55	()	9,224.91	63.71%
56	()	33,951.21	-
57	()	2,500	-
58	()	500	-

()

2018 1 1 2018 6 30
()

()

1 ()

(1) ()

(i) ()

59		6,000	-	63.33%
()				
60		50,000	100.00%	-
()				
61		7,500	100.00%	-
()				
62		1,000	-	63.33%
()				
63		29,776.20	-	63.33%
()				
64		5,000	-	100.00%
()				

()

2018 1 1 2018 6 30
()

()

1 ()

(1) ()

(i) ()

65	()	14,000	100.00%	-
66	()	20,000	95.00%	5.00%
67	()	1,000	-	100.00%
68	()	529,282.89	100.00%	-
69	()	1,500	-	63.33%
70	()	8,000	-	63.33%

()

2018 1 1 2018 6 30
()

()

1 ()

(1) ()

(i) ()

71	()	15,000	-	100.00%
72	()	5,000	-	73.05%
73	()	5,000	-	100.00%
74	()	97,900	-	100.00%
75	()	5,000	-	63.33%
76	()	6,000	-	54.70%

()

2018 1 1 2018 6 30
()

()

1 ()

(1) ()

(i) ()

77		6,451.6129	-	61.50%
()				
78		600	-	43.32%
()				
79		10,000	-	58.43%
()				
80		1,000	-	100.00%
()				
81	()	100,000	-	100.00%
()				

()

2018 1 1 2018 6 30

()

2018 1 1 2018 6 30
()

()

1 ()

(1) ()

(i) ()

88		8,000	-	50.31%
()				
89	()	2,000	-	32.82%
(())				
90	()	150	-	60.00%
()				
91		1,500	-	34.45%
()				
92		2,000	-	70.31%
()				

()

2018 1 1 2018 6 30
()

()

1 ()

(1) ()

(i) ()

93 ()	20,000	-	63.33%
94 ()	3,000	100.00%	-
95 () ()	7,947.50	-	75.00%
96 ()	35,886.07	-	100.00%
97 ()	15,250	-	63.33%
98 ()	104,922.67	100.00%	-

()

2018 1 1 2018 6 30
()

()

1 ()

(1) ()

(i) ()

99	()	60,000	-	100.00%
100	()	50,000	-	100.00%
101	()	5,000	-	100.00%
102	()	3,000	-	70.06%
103	()	3,000	-	100.00%
104	()	2,500	-	61.50%

()

2018 1 1 2018 6 30
()

()

1 ()

(1) ()

(i) ()

105		2,500	-	61.50%
()				
106		3,500	-	61.50%
()				
107		2,000	-	100.00%
()				
108		4,300	-	66.00%
()				
109	()	8,000	-	70.31%
()	()			
110		3,000	-	63.50%
()				

()

2018 1 1 2018 6 30

()

2018 1 1 2018 6 30
()

()

1 ()

(1) ()

(i) ()

117		650,000	-	15.00%
()				
118		5,000	-	100.00%
()				
119		15,000	-	51.00%
()				
120		2,000	-	51.00%
()				
121	()	3,000	-	70.31%
(())	()			

()

2018 1 1 2018 6 30
()

()

1 ()

(1) ()

(i) ()

122 ()	2,000	-	70.00%
123 ()	20,000	-	50.66%
124 ()	3,001	-	63.33%
125 ()	2,000	-	63.33%

()

2018 1 1 2018 6 30
()

()

1 ()

(1) ()

(i) ()

126			10,000	-	100%
()					
127			7,000	-	51.00%
()					
128	()		2,000	-	30.60%
()					
129	()		3,000	-	100.00%
()					
130			2,000	-	33.15%
()					
131	()		2,000	-	30.60%
()					
132		()	3,000		70.31%
()					

()

2018 1 1 2018 6 30
()

()

1 ()

(1) ()

(i) ()

133	()	10,000	- 31.37%
134	()	2,000	-100.00%
135	()	1,000	-100.00%
136	()	1,000	- 85%
137	()	5,000	-80%

()

2018 1 1 2018 6 30
()

1 ()

(1) ()

(i) ()

138	3,000	-	70.31%
()			

139	2,100	-	70.31%
()			

()

2018 1 1 2018 6 30
()

()

1 ()

(1) ()

(ii)

141 CIMC Holdings (B.V.I.) Limited (CIMC BVI)	5	-	100.00%
142 CIMC Tank Equipment Investment Holdings Co., Ltd. ()	468	-	100.00%
143 ()	26,000	-	51.93%
144 CIMC Vehicle Investment Holding Co., Ltd. (CIMC Vehicle BVI)	1	-	63.33%
145 CIMC Europe BVBA (BVBA)	18,550	-	100.00%
146 China International Marine Containers (Hong Kong) Limited ()	200	100.00%	-

()

2018 1 1 2018 6 30
()

()

1 ()

(1) ()

(ii) ()

147 CIMC Burg B.V. (Burg)	9	-	100.00%
148 Charm Wise Limited (Charm Wise)	5	-	100.00%
149 Gold Terrain Assets Limited (GTA)	5	-	100.00%
150 Full Medal Ltd. (Full Medal)	5	-	70.31%
151 Charm Ray Holdings Limited (Charm Ray)	1	-	70.31%
152 Charm Beat Enterprises Limited (Charm Beat)	5	-	63.33%

()

2018 1 1 2018 6 30
()

()

1 ()

(1) ()

(ii) ()

153 Sharp Vision Holdings Limited (Sharp Vision)	1	-	100.00%
154 Sound Winner Holdings Limited (Sound Winner)	5	-	70.31%
155 Grow Rapid Limited (Grow Rapid)	1	-	100.00%
156 Powerlead Holding Ltd. (Powerlead)	10	-	100.00%
157 Coöperatie Vela Holding U.A. (Coöperatie Vela Holding U.A.)	7,500	-	70.31%
158 Innovate Alliance Limited (Innovate)	1	-	100.00%

()

2018 1 1 2018 6 30
()

()

1 ()

(1) ()

()

2018 1 1 2018 6 30
()

()

1 ()

(1) ()

(ii) ()

165 Beacon holdings Group Ltd (Beacon holdings)	2,400	-	100.00%
166 Lihua Logistics Company Limited (Lihua)	485	-	75.00%
167 Beacon Pacific Group Ltd. (Beacon Pacific)	4,250	-	100.00%
168 CIMC Holdings Australia Pty Ltd (Holdings Aus)	872.40	-	63.33%
169 CIMC Trailer Poland SP Zoo (Trailer Poland SP Zoo)	300	-	63.33%
170 CIMC MBS Hong Kong Limited (MBS (HK))	5	-	100.00%

()

2018 1 1 2018 6 30
()

()

1 ()

(1) ()

(ii) ()

171 CIMC FORTUNE HOLDINGS LIMITED (Fortune)	200	100.00%	-
172 CIMC Modula Building Systmes (Australia) Pty Ltd(MBS AU)	50	-	100.00%
173 EVERISE CAPITAL PTY LTD (EVERISE)	10	-	100.00%
174 GLOBAL PLUS PTY LTD (GLOBAL)	1	-	100.00%
175 HARVEST AVENUE PTY LTD (HARVEST)	1	-	100.00%
176 () ()	1	-	68.00%

()

2018 1 1 2018 6 30
()

()

1 ()

(1) ()

(ii) ()

177 Adventure Explorer Limited
(Adventure)

1 - 100.00%

178 Glamor East Limited
(Glamor)

1 - 100.00%

()

2018 1 1 2018 6 30
()

()

1 ()

(2)

(3)

(i)

1	()	,	12,274.57	-	45.26%
2	()		20978.61	-	45.76%
3	()		9,000	-	44.39%
4	()	,	2,784	-	100.00%
5	()		8,684.668	-	100.00%

()

2018 1 1 2018 6 30
()

()

1 ()

(3) ()

(i) ()

6	()	1,546.93	47.50%	52.50%
7	()	2,850	-	94.74%
8	()	1,893.01	-	55.10%
9	()	2,300	-	100.00%
10	()	43,430.08	-	63.33%
11	()	20,534	-	63.33%

()

2018 1 1 2018 6 30
()

()

1 ()

(3) ()

(i) ()

12	()	79,553.20	-	70.31%
13	()	450	-	70.00%
14	()	3,410	-	100.00%
15	()	2,000	-	80.00%
16	()	6,080.84	-	70.31%
17	()	3,200	-	70.31%

()

2018 1 1 2018 6 30
()

()

1 ()

(3) ()

(i)

()

2018 1 1 2018 6 30
()

()

1 ()

(3) ()

(i) ()

23	()	229,119	-	83.20%
----	-----	---------	---	--------

24	()	12,598	-	70.95%
----	-----	--------	---	--------

25	()	20,000	-	83.20%
----	-----	--------	---	--------

26	()	29,000	-	83.20%
----	-----	--------	---	--------

27	()	6,600	-	44.39%
----	-----	-------	---	--------

()

2018 1 1 2018 6 30
()

()

1 ()

(3) ()

(i) ()

28		2,500	-	38.29%
()				
29		1,000	-	49.20%
()				
30		8,800	-	70.31%
()				
31		5,195.60	-	75.00%
32		2,130	-	51.00%
()				

()

2018 1 1 2018 6 30
()

()

()

2018 1 1 2018 6 30
()

()

1 ()

(3) ()

(i) ()

38		1,000	-	75.00%
()				
39	()	5,000	-	75.00%
()				
40		562.88	-	75.00%
()				
41	()	750	-	70.00%
()				
42	()	51.3	-	70.00%
()				

()

2018 1 1 2018 6 30
()

()

1 ()

(3) ()

(i) ()

43	()	3,000	-	45.00%
44	()	50,000	-	70.06%
45	()	1,000	-	70.06%
46	()	2,500	-	45.69%
47	()	2,049.21	-	83.12%
48	()	157,000	70.06%	-
49	()	15,800	-	70.06%

()

2018 1 1 2018 6 30
()

()

1 ()

(3) ()

(i) ()

50	()	5,000	-	42.19%
51	()	3,500	-	50.00%
52	()	3,000	-	50.00%
53	()	3,000	-	59.47%
54	()	2,000	-	54.70%

()

2018 1 1 2018 6 30
()

()

1 ()

(3) ()

(i) ()

55 100 - 59.47%
()

56 102,396.68 - 70.31%
()

57 2,000 - 50.00%
()

58 10,000 - 61.50%
()

()

2018 1 1 2018 6 30
()

()

1 ()

(3) ()

(ii)

59	CIMC Rolling Stock Australia Pty Ltd. (CIMC Rolling Stock Australia)	50,000	-	74.33%
60	()	12,000	-	70.31%
61	Burg Industries B.V. (Burg Industries)	841,267	-	100.00%
62	CIMC ENRIC Tank and Process B.V.			

()

2018 1 1 2018 6 30
()

()

1 ()

(3) ()

(ii) ()

67	Beheermaatschappij Burg B.V.	123,155.95	-	100.00%
68	Burg Carrosserie B.V.	18,151.21	-	63.33%
69	Exploitatiemaatschappij Intraprogres B.V	15.925	-	63.33%
70	Hobur Twente B.V.	45,378.02	-	100.00%
71	Burg Service B.V.	15	-	70.31%
72	LAG Trailers N.V.	3,245.000	-	63.33%
73	Ziemann Holvrieka N.V.	99.16	-	70.31%
74	Immoburg N.V. Bree	248.000	-	63.33%
75	Ziemann Holvrieka A/S	100	-	70.31%

()

2018 1 1 2018 6 30
()

()

1 ()

(3) ()

(ii) ()

76	Direct Chassis LLC (DCEC)		1,000	-	63.33%
77	CIMC TGE Gas Investments SA (TGE SA)		5	-	60.00%
78	TGE Gas Engineering GmbH (TGE Gas Engineering GmbH)	LNG LPG	100	-	60.00%
		EP+CS()			
79	CIMC Raffles Offshore(Singapore) Limited (Offshore (Singapore))		594,416,915	-	85.00%
			303,122,013		
		(FPSO) (FSO)			
80	CIMC Raffles Investments Limited		2	-	85.00%
81	CIMC Raffles Leasing Pte.Ltd.		2	-	85.00%

()

2018 1 1 2018 6 30
()

()

1 ()

(3) ()

(ii) ()

82	Caspian Driller Pte. Ltd.	3,000	-	85.00%
83	Technodyne International Limited (Technodyne)	100	-	60.00%
84	Gadidae AB.	100	-	85.00%
85	Perfect Victor Investments Limited (Perfect Victor)	1	-	100.00%
86	Ziemann Holvrieka GmbH (Ziemann Holvrieka GmbH)	1,600	-	70.31%
87	Albert Ziegler GmbH (Ziegler)	1,354.30	-	60.00%
88	Bassoe Technology AB (Bassoe)	100	-	100.00%
89	CIMC MBS LIMITED (Verbus Systems)	3,884,303	-	100.00%

	()			
	2018 1 1	2018 6 30		
	()	()		
1	()			
(3)		()		
(ii)	()			
<hr/>				
90	()		660	- 75.00%
	()			
91	CIMC Australia Road Transport Equipment Pty Ltd (Australia Road Transport Equipment Pty)		830	- 63.33%
92	()		1,000	- 70.00%
93	()		500	- 70.00%
94	Pteris Global Ltd		10,478.1	- 78.14%
95	Verbus Internationl Limited (VIL)		1,108	- 100.00%

()

2018 1 1 2018 6 30
()

()

1 ()

(3) ()

(ii) ()

96	CIMC Developments Limited (CDL)	1	-	100.00%
97	Verbus Systems Ltd (VSL)	1	-	100.00%
98	Briggs Group Limited	338.5	-	70.31%
99	Retlan Manufacturing Limited	692,041	-	63.33%

()

2018 1 1 2018 6 30
()

()

1 ()

(4) ()

()

(5)

2

-

-

38.25%

35.03%

-

15.58%

40.00%

TSC ()

13.12%

30.00%

30.00%

45.00%

()

2018 1 1 2018 6 30
()

1

2

1

3

2

- 50.00%
- 35.00%
- 35.00%
- 35.03%

- 30.40%
- 45.00%
- 22.16%
- 30.00%
- 12.30%

4

Florens Container Corporation S.A.

Florens Container Services Ltd.

SUMITOMO CORPORATION

()

Gasfin Investment S.A.

5%(5%)

()

2018 1 1 2018 6 30
()

()

5

(1) /

2018 1-6	2017 1-6
263,028	309,000
55,580	-
31,051	49,559
19,589	-
7,306	8,259
6,831	-
1,220	4,007
<u>384,605</u>	<u>370,825</u>
<u>4,065</u>	<u>15,681</u>

5(4)

()

2018 1 1 2018 6 30
()

()

5 ()

(2) /

	2018 1-6	2017 1-6
Florens Container Services Ltd.	830,168	12,624
	576,742	93,174
Florens Container Corporation S.A.	445,226	25,676
()	40,681	4,965
()	30,299	-
()	19,991	-
SUMITOMO CORPORATION	9,929	30,061
	1,191	3,587
	1,172	97,823
	<u>1,955,399</u>	<u>267,910</u>
	<u>47,881</u>	<u>20,078</u>

(3)

23,031	2008 9 19	412
51,491	2018 6 25	
30,980	2018 5 30	
<u>105,502</u>		
647,857	2018 6 22	-
351,930	2012 12 31	3,457
34,204	2007 12 25	-
14,407	2006 06 20	-
17,262		
<u>1,065,660</u>		

()

2018 1 1 2018 6 30
()

()

5 ()

(4)

(i) 2010 9 28 () 2018 6 30

()

285

37.5

75

75

75

28.9

576.4

2018 6

30

190

50

129.8

25

394.8

2018 3 27

99.7

75 A

A

2018 6 30

65

25 A

()

2018 1 1 2018 6 30
()

()

5 ()

(4) ()

(ii)

2018 1-6

-	-	-	-	-	-
-	-	-	-	-	-
-	1,428,000	36,451	-	225,840	1,690,291
-	-	-	-	-	-
-	-	-	-	-	-
-	-	-	-	-	-
106,667	-	-	-	-	106,667
106,667	-	-	-	-	106,667
106,667	-	-	-	-	106,667
320,001	1,428,000	36,451	-	225,840	2,010,292

()

2018 1 1 2018 6 30
()

()

5 ()

(4) ()

(ii) ()

2018 1-6

-	178,640	21,435	54,000	6,816	260,891
-	-	-	-	-	-
-	-	-	-	-	-
-	-	-	-	-	-
-	178,640	21,435	54,000	6,816	260,891

()

2018 1 1 2018 6 30
()

()

5 ()

(4) ()

(ii) ()

2018 1-6

(i) 2018 3 27

2018

()

2018 1 1 2018 6 30
()

(ii): 2018 3 27 2018

(iii): 2018 3 27 2018

2018 1-6

()

5 ()

(4) ()

(ii) ()

2017 1-6 ()

-	-	-	-	-	-	-	-
-	-	-	-	-	-	-	-
-	1,350	42	-	-	-	223	1,615
-	-	-	-	-	-	-	-
-	-	-	-	-	-	-	-
100	-	-	-	-	-	-	100
100	-	-	-	-	-	-	100
100	-	-	-	-	-	-	100
300	1,350	42	-	-	-	223	1,915

()

2018 1 1 2018 6 30
()

-	86	21	-	-	-	6	113
-	-	-	-	-	-	-	-
-	-	-	-	-	-	-	-
-	-	-	-	-	-	-	-
-	86	21	-	-	-	6	113

()

5 ()

(4) ()

(ii) ()

()

2018 1 1 2018 6 30
()

-	661	55	-	-	-	16	732
-	401	54	-	-	-	16	471
-	688	55	-	-	-	16	759
-	661	-	-	-	-	-	661
-	375	-	-	-	-	-	375
-	718	45	-	-	-	11	774
-	330	-	-	-	-	-	330
-	170	22	-	-	-	8	200
-	568	48	-	-	-	16	632
-	660	42	-	-	-	16	718
-	5,232	321	-	-	-	99	5,652
300	6,668	384	-	-	-	328	7,680

(i) 2016 12 20 2016

(ii) 2017

2017 1-6

()

2018 1 1 2018 6 30
()

()

5 ()

(4) ()

(iii)

2018 1-6 (2017 1-6)

(iv)

2018 1-6 (2017 1-6)

(v)

2018 6 30 (2017 12 31)

(vi)

(2017 1-6)

()

2018 1 1 2018 6 30
()

6
1
a

2018 6 30			2017 12 31		
	(%)			(%)	
61,385	0.32%	-	-	-	-
33,368	0.17%	-	60,750	0.35%	-
30,585	0.16%	-	24,129	0.14%	-
7,911	0.04%	-	72,974	0.43%	-
6,130	0.03%	-	99,973	0.58%	-
4,812	0.03%	-	-	-	-
2,144	0.01%	-	3,018	0.02%	-
1,926	0.01%	-	1,572	0.01%	-
1,612	0.01%	-	130,145	0.76%	-
1,058	0.01%	-	-	-	-
979	0.01%	-	2,914	0.02%	-
558	0.01%	-	40,100	0.23%	-
957	0.01%	-	109,191	0.62%	-
153,425	0.82%	-	541,748	3.16%	-

()

()

2018 1 1 2018 6 30
()

6

1

(b)

	2018 6 30			2017 12 31		
	647,857	7.03%	-	-	-	-
	351,930	3.82%	-	331,250	3.82%	-
	70,650	0.77%	-	70,650	0.82%	-
	34,204	0.37%	-	34,204	0.40%	-
	14,407	0.16%	-	-	0.00%	-
	-	0.00%	-	13,813	0.16%	-
	18,706	0.19%	-	19,328	0.22%	-
	<u>1,137,754</u>	<u>12.34%</u>	-	<u>469,245</u>	<u>5.42%</u>	-

(c)

	2018 6 30			2017 12 31		
	2018 6 30 (%)			2017 12 31 (%)		
	12,341	0.36%	-	8,000	0.33%	-
	318	0.01%	-	3,922	0.16%	-
	-	-	-	41	0.00%	-
	<u>12,659</u>	<u>0.37%</u>	-	<u>11,963</u>	<u>0.49%</u>	-

TSC Group Holdings Limited

()

2018 1 1 2018 6 30
()

6

1

(d)

	2018 6 30	2017 12 31
)	58,207	77,192
	3,358	21,045
()	7,531	15,488
	-	11,273
	8,177	3,738
	<u>77,273</u>	<u>128,736</u>

(e)

	2018 6 30	2017 12 31
	559,050	138,335
	38,193	63,873
	16,326	16,326
	3,693	3,661
	-	4,148
	<u>617,262</u>	<u>226,343</u>

()

2018 1 1 2018 6 30
()

2

a

60,113	0.46%	20,300	0.17%
44,925	0.34%	45,506	0.37%
29,120	0.22%	17,097	0.14%
13,024	0.10%	16,999	0.14%
10,717	0.08%	-	-
9,623	0.07%	14,813	0.12%
1,236	0.01%	7,959	0.07%
-	0.00%	8,884	0.07%
-	0.00%	2,931	0.02%
-	0.00%	2,162	0.02%

()

2018 1 1 2018 6 30
()

2

b

	<u>2018 6 30</u>		<u>2017 12 31</u>	
	51,491	0.76%	-	0.00%
	33,605	0.49%	33,605	0.49%
	30,980	0.45%	-	0.00%
	26,390	0.39%	26,390	0.39%
	23,031	0.34%	51,329	0.75%
	12,829	0.19%	12,729	0.19%
	11,900	0.17%	11,900	0.17%
	5,579	0.08%	1,757	0.03%
	778	0.01%	713	0.01%
	29	0.00%	-	0.00%
	-	0.00%	707,143	10.32%
	-	0.00%	3,500	0.05%
	-	0.00%	3,118	0.05%
	-	0.00%	1,568	0.02%
	1	0.00%	260	0.00%
	<u>196,613</u>	<u>2.88%</u>	<u>854,012</u>	<u>12.47%</u>

7

2018 6 30

()

2018 1 1 2018 6 30
()

1

						0
						2,067
						7,254
						/
						940
	1.	2009	2011	2014		
				4		2.48
		11.24		1.36	3.33	5.93
	2.	2010	2011			
				10.49	()	
		16.02	()	2.24		

2018 1-6 2017 1-6
4,435 9,583

()

2018 1 1 2018 6 30
()

()

2

(1)

2009 11 11

50%

100%

□

()

2018 1 1 2018 6 30
()

()

2 ()

(2)

2010

()

2018 1 1 2018 6 30
()

()

2 ()

(3)

2018 6 30

387,177

-
-

-
4,435
4,435

1

247,518,000
123,759,000

2016 12 31

37,400,000
18,700,000

3,459,000 (2017 12 31 3,096,000)

()

2018 1 1 2018 6 30
()

()

2

238,750,000 (2017 12 31 258,646,000) 2018 6 30

11,850,000 (2017 12 31 11,850,000) 2018 6 30

1,153,798,000 (2017 12 31 808,421,000) 2018 6 30

2018 6 30 694,951,000 (2017 12 31 627,323,000)

31 339,442,000) 2018 6 30 550,791,000 (2017 12 31

3

() 2018 6 30 123,643,000 (2017 12 31 278,433,000)

2018 6 30 976,022,000) 968,309,000 (2017 12 31

2018 6 30 12,442,000 50,560,000 7,000,000 9,000,000 137,598,000
900,000 2,523,000 60,000 40,078,000 1,300,000
90,121,000) 13,735,000 (2017 12 31

()

2018 1 1 2018 6 30
()

()

3

()

2018 6 30

()

2018 1 1 2018 6 30
()

1

(1)

2018 6 30	2017 12 31
220,845	98,366
-	10
57,999	44,342
<u>278,844</u>	<u>142,718</u>

(2)

2018 6 30	2017 12 31
89,865	54,387
24,939	24,211
8,018	10,288
48,294	49,855
<u>171,116</u>	<u>138,741</u>

2018 1-6 48,871,000 (2017 1-6 50,717,000)

1

2016 6 21

2016 7 28

[2016] SCP206

150

2018 7 11
125

2018

2018 7 11

20

()

2018 1 1 2018 6 30
()

1

()

()

2018 1 1 2018 6 30
()

()

1 ()

()

	2018 1-6	2018 1-6	2018 1-6	2018 1-6	2018 1-6	2018 1-6	2018 1-6	2018 1-6	2018 1-6	2018 1-6	2018 1-6	2018 1-6
	15,764,844	11,390,058	6,139,092	657,297	1,749,181	4,026,556	1,048,934	159,037	1,563,850	1,061,549	-	43,560,398
	329,302	139,403	46,588	130,893	-	36,060	-	918	56,256	1,075,039	(1,814,459)	-
	14,276,958	9,681,145	4,981,095	768,146	1,361,623	3,683,847	604,527	90,704	1,475,869	1,759,910	(1,631,594)	37,052,230
/	-	893	(57)	-	(921)	13,043	(10)	-	13,096	(669)	-	25,375
	(80)	(6,558)	6,473	13,723	557	5	-	(4,367)	-	-	-	9,753
	193,516	136,413	136,157	178,259	34,307	71,127	127,021	11,895	71,244	62,056	-	1,021,995
	100,760	41,206	11,130	22,704	1,923	15,461	153,621	27,470	7,572	819,386	(978,985)	222,248
	49,753	64,679	30,617	373,605	9,700	19,799	73,253	9,542	48,150	781,338	(826,330)	634,106
/	312,967	802,804	390,988	(705,633)	111,465	124,322	334,886	48,502	4,761	169,634	235,115	1,829,811
	99,403	176,604	92,355	(55)	25,997	40,806	28,678	10,493	(684)	32,605	7,652	513,854
/	213,564	626,200	298,633	(705,578)	85,468	83,516	306,208	38,009	5,445	137,029	227,463	1,315,957
	24,923,503	16,985,460	15,619,139	33,190,649	4,437,244	4,674,408	42,481,469	5,006,675	4,331,696	40,278,300	(53,660,184)	138,268,359
	16,362,266	9,767,937	10,383,698	32,024,876	2,691,628	2,526,181	34,231,111	2,259,200	4,058,267	50,619,557	(68,302,403)	96,622,318
-												
/	112,652	(803)	(21,860)	21,620	321	(5,077)	64,237	(37)	73	(93,757)	(6,537)	70,832
-												
	113,595	119,806	166	31,759	546,144	529,099	439,476	140,207	229,282	301,165	-	2,450,699
-												
	526,079	298,958	216,198	115,351	72,423	72,280	3,805,860	820	29,282	206,425	(3,438,636)	1,905,040

()

2018 1 1 2018 6 30
()

()

1 ()

() ()

	<u>2017 1-6</u>	<u>2017 1-6</u>	<u>2017 1-6</u>	<u>2017 1-6</u>	<u>2017 1-6</u>	<u>2017 1-6</u>	<u>2017 1-6</u>	<u>2017 1-6</u>	<u>2017 1-6</u>	<u>2017 1-6</u>	<u>2017 1-6</u>	
	9,887,481	9,626,148	4,981,930	537,143	1,180,919	3,737,122	1,148,040	268,459	1,250,276	769,634	-	33,387,152
	161,574	93,453										

()

2018 1 1 2018 6 30
()

()

2018 1 1 2018 6 30
()

()

1

(a)

()

2018 6 30 2017 12 31

2018 6 30

—	1,373,436	1,242,375	2,615,811
	9,393,908	698,424	10,092,332
	<u>10,767,344</u>	<u>1,940,799</u>	<u>12,708,143</u>
—	(5,008,267)	(291,712)	(5,299,979)
	(612,799)	(275,474)	(888,273)
	<u>(5,621,066)</u>	<u>(567,186)</u>	<u>(6,188,252)</u>

2017 12 31

—	198,895	1,451,344	1,650,239
	8,252,516	317,585	8,570,101
	<u>8,451,411</u>	<u>1,768,929</u>	<u>10,220,340</u>
—	(4,751,668)	(220,620)	(4,972,288)
	(1,132,382)	(172,118)	(1,304,500)
	(7,743,325)	-	(7,743,325)
	<u>(13,627,375)</u>	<u>(392,738)</u>	<u>(14,020,113)</u>

()

2018 1 1 2018 6 30
()

()

1 ()

(a)

2018 6 30 154,388,000 (2017 12 31 4%
155,279,000)

2018 6 30 2017 12 31

2018 6 30

—	412,839	7,880	420,719
	391,756	-	391,756
			-
	<u>804,595</u>	<u>7,880</u>	<u>812,475</u>
—	(592,995)	(67,007)	(660,002)
			-
	<u>(592,995)</u>	<u>(67,007)</u>	<u>(660,002)</u>

2017 12 31

—	540,230	12,802	553,032
	747,766	-	747,766
	<u>1,287,996</u>	<u>12,802</u>	<u>1,300,798</u>
—	(1,849,227)	-	(1,849,227)
	(511,352)	(71,268)	(582,620)
	<u>(2,360,579)</u>	<u>(71,268)</u>	<u>(2,431,847)</u>

()

2018 1 1 2018 6 30
()

()

1 ()
(a) ()

2018 6 30
4%
32,177,000)

6,348,000 (2017 12 31

(b)

2018 6 30
21,466,710,000 (2017 12 31 20,611,021,000

)

2018 1-6 2017

2018 6 30

26,833,000 (2017 12 31 25,764,000)

(c)

2018 6 30

7,496,000 (2017 12 31 7,093,000)
8,445,000

()

2018 1 1 2018 6 30
()

()

2

2,650,140,000

2018 6 30

()

2018 1 1 2018 6 30
()

()

3

()

2018 1 1 2018 6 30
()

1

2018 6 30

-	-	-	-
205,580	-	-	205,580
-	-	-	-
-	-	-	-
-	6,084	-	6,084
-	1,236	-	1,236
-	325	-	325
-	-	-	-
-	-	19,000	19,000
-	424,154	-	424,154
-	29,620	-	29,620
180,029	-	-	180,029
-	-	830,211	830,211
<u>385,609</u>	<u>461,419</u>	<u>849,211</u>	<u>1,696,239</u>
-	-	1,267,547	1,267,547
-	-	413,723	413,723
-	-	<u>1,681,270</u>	<u>1,681,270</u>
<u>385,609</u>	<u>461,419</u>	<u>2,530,481</u>	<u>3,377,509</u>

()

2018 1 1 2018 6 30
()

1

2018 6 30

-	(109,169)	-	(109,169)
-	(54,791)	-	(54,791)
-	-	-	-
-	(101)	-	(101)
-	(1,586)	-	(1,586)
-	(1,118)	-	(1,118)
-	-	(38,283)	(38,283)
-	<u>(166,765)</u>	<u>(38,283)</u>	<u>(205,048)</u>

()

2018 1 1 2018 6 30
()

()

1 ()

2017 12 31

183,303	-	-	183,303
-	8,078	-	8,078
-	2,135	-	2,135
-	318,538	-	318,538
-	1,360	-	1,360
3,995	-	-	3,995
-	408,000	-	408,000
-	28,661	-	28,661
<u>187,298</u>	<u>766,772</u>	<u>-</u>	<u>954,070</u>
-	-	1,265,466	1,265,466
-	-	413,723	413,723
-	-	<u>1,679,189</u>	<u>1,679,189</u>
<u>187,298</u>	<u>766,772</u>	<u>1,679,189</u>	<u>2,633,259</u>

2017 12 31

-	(241)	-	(241)
-	(819)	-	(819)
-	(1,351)	-	(1,351)
-	(614)	-	(614)
-	-	(37,807)	(37,807)
-	(3,025)	(37,807)	(40,832)

2018 1-6

EBITDA

()

2018 1 1 2018 6 30
()

()

1 ()

	2017 12 31	2018 1 1		(a)				2018 6 30	2018 6 30	2018 1-6
—	-	21,060	21,060	-	(2,060)	-	-	-	19,000	-
—	408,925	456,295	865,220	1	(10)	-	-	(35,000)	830,211	-
	<u>408,925</u>	<u>477,355</u>	<u>886,280</u>	<u>1</u>	<u>(2,070)</u>	<u>-</u>	<u>-</u>	<u>(35,000)</u>	<u>849,211</u>	<u>-</u>
(b) —	1,265,466	-	1,265,466	-	-	-	-	2,081	1,267,547	-
	413,723	-	413,723	-	-	-	-	-	413,723	-
	<u>2,088,114</u>	<u>477,355</u>	<u>2,565,469</u>	<u>1</u>	<u>(2,070)</u>	<u>-</u>	<u>-</u>	<u>(32,919)</u>	<u>2,530,481</u>	<u>-</u>
—	(37,807)	-	(37,807)	-	-	-	-	(476)	(38,283)	-
	<u>(37,807)</u>	<u>-</u>	<u>(37,807)</u>	<u>-</u>	<u>-</u>	<u>-</u>	<u>-</u>	<u>(476)</u>	<u>(38,283)</u>	<u>-</u>

()

2018 1 1 2018 6 30
()

()

1 ()

2017 12 31

2017 1 1

2017 12 31

2017

—

1,139,285	145,775	(31,619)	-	-	5,344	6,681	1,265,466	-
613,323	-	(199,600)	-	-	-	-	413,723	-
<u>1,752,608</u>	<u>145,775</u>	<u>(231,219)</u>	<u>-</u>	<u>-</u>	<u>5,344</u>	<u>6,681</u>	<u>1,679,189</u>	<u>-</u>
(57,419)	-	-	-	-	16,782	2,830	(37,807)	-
<u>(57,419)</u>	<u>-</u>	<u>-</u>	<u>-</u>	<u>-</u>	<u>16,782</u>	<u>2,830</u>	<u>(37,807)</u>	<u>-</u>

()

2018 1 1 2018 6 30
()
()

1 ()

()

(a)

(b)

2018

()

2018 1 1 2018 6 30
()
()

2

85,207,000 26,401,000 2018 6 30 86,266,000

3

2018 6 30

4

(a)

()

(b)

(c)

(d)

(e)

()

2018 1 1 2018 6 30
()

2018 30	2017 12 31	70%(2017	70%)	2018 6
	2018 6 30	2017 12 31		
	96,622,318	87,366,945		
	<u>138,268,359</u>	<u>130,604,379</u>		
	<u>69.88%</u>	<u>66.89%</u>		

1

2018 6 30	2017 12 31
1,608,344	1,360,476
6,438	6,400
<u>1,614,782</u>	<u>1,366,876</u>
<u>-</u>	<u>-</u>

2018 6 30 31,141,000) 26,033,000 (2017 12 31

2018 6 30 1,000,000,000) 1,000,000,000 (2017 12 31

()

2018 1 1 2018 6 30
()

()

2

(1)

2018 6 30	2017 12 31
14,305,647	13,104,034
14,739	14,739
4,850,716	4,918,369
42,358	82,949
<u>19,213,460</u>	<u>18,120,091</u>
(4,580)	(4,580)
<u>19,208,880</u>	<u>18,115,511</u>

(2) 2018 6 30

				(%)	
4,224,405	1	1 2		21.99%	-
1,916,545		1 2		9.98%	-
1,739,858		1 2		9.06%	-
1,421,301	1	1 2		7.40%	-
1,098,748	2 3	3		5.72%	-
<u>10,400,857</u>		1 2		<u>54.15%</u>	-

()

2018 1 1 2018 6 30
()

()

3

()

2018 1 1 2018 6 30
()
()

3 ()

(2)

COOP

	2017 12 31		2018 6 30	(%)	(%)		
	110,831	249,146	359,977	100.00%	100.00%	-	249,146
	36,500	(36,500)	-	100.00%	100.00%	-	-
	77,704	-	77,704	100.00%	100.00%	-	-
	48,764	-	48,764	100.00%	100.00%	-	-
	39,499	-	39,499	100.00%	100.00%	-	-
	200,892	-	200,892	92.00%	92.00%	-	24,138
	1,690	-	1,690	100.00%	100.00%	-	628,362
	162,686	-	162,686	100.00%	100.00%	-	-
	606,912	-	606,912	63.33%	63.33%	-	128,253
	41,526	-	41,526	68.00%	68.00%	-	-
	54,817	-	54,817	100.00%	100.00%	-	20,788
	48,102	-	48,102	100.00%	100.00%	-	-
	182,136	-	182,136	100.00%	100.00%	-	-
	111,703	-	111,703	100.00%	100.00%	-	-
	3,472	-	3,472	100.00%	100.00%	-	749
	72,401	-	72,401	100.00%	100.00%	-	-
	482,590	-	482,590	100.00%	100.00%	-	34,348
	422,363	-	422,363	100.00%	100.00%	-	-
	26,912	-	26,912	79.59%	79.59%	-	681
	140,000	-	140,000	100.00%	100.00%	-	-
	90,000	100,000	190,000	100.00%	100.00%	-	-
	69,806	(69,806)	-	100.00%	100.00%	-	-
	4,378,821	664,862	5,043,683	100.00%	100.00%	-	-
	205,022	-	205,022	99.00%	99.00%	-	-
	803,904	-	803,904	100.00%	100.00%	-	55,800
	980,593	-	980,593	70.06%	70.06%	-	-
	35,000	-	35,000	100.00%	100.00%	-	-
	13,160	-	13,160	100.00%	100.00%	-	-
	30,000	-	30,000	100.00%	100.00%	-	-
	106,080	-	106,080	100.00%	100.00%	-	-
	9,583,886	907,702	10,491,588			-	1,142,265

()

2018 1 1 2018 6 30
()
()

4

	2018 6 30	2017 12 31
—	281,900	-
—	523,000	-
	<u>804,900</u>	<u>-</u>

	2018 6 30	2017 12 31
—	8,125	-
—	273,775	-
	<u>281,900</u>	<u>-</u>
—	380,780	-
—	142,220	-
	<u>523,000</u>	<u>-</u>

5

2017 12 31	148,745	27,756	131,989	308,490
	-	819	4,050	4,869
	(2,681)	-	(6)	(2,687)
2018 6 30	<u>146,064</u>	<u>28,575</u>	<u>136,033</u>	<u>310,672</u>

2017 12 31	(52,423)	(19,628)	(93,308)	(165,359)
	(2,232)	(802)	(3,925)	(6,959)
	2,002	-	6	2,008
2018 6 30	<u>(52,653)</u>	<u>(20,430)</u>	<u>(97,227)</u>	<u>(170,310)</u>

2017 12 31	-	-	1,117	1,117
	679	-	1	680
	(679)	-	(1)	(680)
2018 6 30	<u>-</u>	<u>-</u>	<u>1,117</u>	<u>1,117</u>

2017 12 31	96,322	8,128	39,798	144,248
2018 6 30	<u>93,411</u>	<u>8,145</u>	<u>39,923</u>	<u>141,479</u>
2018 1-6			6,959,000	(2017 1-6
6,370,000)	2018 1-6		4,869,000	(2017
1-6	5,570,000)			

()

2018 1 1 2018 6 30
()
()

6

(1)

	2018 6 30	2017 12 31
-	<u>3,675,000</u>	<u>350,000</u>
2018 6 30	4.35%	5.00% (2017 12 31 4.57% 4.79%)

7

	2018 6 30	2017 12 31
	101	614
	<u>101</u>	<u>614</u>

()

2018 1 1 2018 6 30
(

()

2018 1 1 2018 6 30
()

()

10

(1)

2018 6 30 2017 12 31

400,000	1,095,000
<u>400,000</u>	<u>1,095,000</u>

(2)

(2017 12 31)

11

2018 6 30 2017 12 31

1,000,000	-
<u>1,000,000</u>	<u>-</u>

12

(1)

2018 6 30 2017 12 31

2,358,000	1,322,000
<u>2,358,000</u>	<u>1,322,000</u>

2018 6 30 (2017 12 31)

2018 6 30 1.20% 5.46% (2017 12 31 1.20% 4.45%)

13

37

()

2018 1 1 2018 6 30
()

()

14

(1)

2018 6 30		2017 12 31	
()	/()	()	/()
286,975	71,744	291,949	72,986
101	25	614	154
<u>287,076</u>	<u>71,769</u>	<u>292,563</u>	<u>73,140</u>
-	-	-	-
<u>287,076</u>	<u>71,769</u>	<u>292,563</u>	<u>73,140</u>
1 (1)	<u>71,769</u>		<u>73,140</u>

()

2018 1 1 2018 6 30
()

()

15

	2017 12 31			2018 6 30
	3,675,678	40,569		3,716,247
	687	-	-	687
	87	-	-	87
	222,935	-	(15,703)	207,232
	(568,492)	-	(18,857)	(587,349)
	<u>3,330,895</u>	<u>40,569</u>	<u>(34,560)</u>	<u>3,336,904</u>
	2016 12 31			2017 12 31
	3,601,855	73,823	-	3,675,678
-	687	-	-	687
-	87	-	-	87
-	253,012	-	(30,077)	222,935
	(568,492)	-	-	(568,492)
	<u>3,287,149</u>	<u>73,823</u>	<u>(30,077)</u>	<u>3,330,895</u>

16

	2017 12 31			2018 6 30
	<u>43,754</u>	<u>-</u>	<u>-</u>	<u>43,754</u>
	2016 12 31			2017 12 31
	<u>43,754</u>	<u>-</u>	<u>-</u>	<u>43,754</u>

()

2018 1 1 2018 6 30
()

()

17

2018 1-6	2017
2,189,653	2,380,348
1,049,800	79,106
(51,900)	(87,808)
-	(2,156)
<u>(806,532)</u>	<u>(179,837)</u>
<u>2,381,021</u>	<u>2,189,653</u>

2018 6 8 2018 7 20 0.27
(2017 0.06) 806,532,000 (2017 179,837,000)

18

(1)

<u>2018 1-6</u>	<u>2017 1-6</u>
159,174	96,917
-	1,452

(2)

<u>2018 1-6</u>		<u>2017 1-6</u>	
158,570	-	95,451	-
604	-	1,466	1,452
<u>159,174</u>	<u>-</u>	<u>96,917</u>	<u>1,452</u>

19

/()-

2018 1-6	2017 1-6
235,069	250,631
(105,426)	(162,503)
(41,732)	205,317
5,851	2,698
<u>93,762</u>	<u>296,143</u>

()

2018 1 1 2018 6 30
()

()

20

(1)

2018 1-6	2017 1-6
1,142,265	348,431
6,000	4,000
(64,306)	-
310	6,609
<u>1,084,269</u>	<u>359,040</u>

21

-

2018 1-6	2017 1-6
513	1,623
<u>513</u>	<u>1,623</u>

22

(1)

2018 1-6	2017 1-6
<u>917</u>	<u>21</u>

()

2018 1 1 2018 6 30
()

()

23

2018 1-6	2017 1-6
-	396
-	586
-	764
<u>-</u>	<u>1,746</u>

24 ()/

2018 1-6	2017 1-6
-	-
1,372	2,644
<u>1,372</u>	<u>2,644</u>

2018 1-6	2017 1-6
1,051,172	31,304
262,793	7,826
463	803
25,182	82,123
<u>(287,066)</u>	<u>(88,108)</u>
<u>1,372</u>	<u>2,644</u>

()

2018 1 1 2018 6 30
()

()

25

(1)

(a)

	2018 1-6	2017 1-6
	1,049,800	28,661
	-	-
	6,959	6,370
	129	129
	5,182	5,517
	-	3,000
	(4,870)	(7,592)
	(17,538)	586
	(513)	(1,623)
	161,488	300,050
/()	(1,084,269)	(359,040)
/()	1,372	2,644
/()	(1,554,133)	185,423
/	(1,437,004)	(1,544,959)
	<u>(2,873,397)</u>	<u>(1,380,835)</u>

(b)

2018 1-6	2017 1-6
588,749	699,840

(2)

()

2018 1 1 2018 6 30
()

1 — [2008]

2018

2018 6 30

2018 8